



Workbook. **2024-2025**

second edition july

GENERAL INFORMATION

Our production started off and continues to be of an artisanal nature. Our lamps are not produced in large series, from moulds or sophisticated plants but they are hand-crafted by our artisans. Slight flaws are thus not to be considered defects, but rather the typical characteristics of manual work. Catellani & Smith declares under its own responsibility that its products meet the essential requirements of EC directives and comply with EN 60598 for luminaires and related components. Catellani & Smith lamps are built with a voltage of 230V. The pricelist specifies which luminaires are compatible with a voltage of 110V (with standard EC components and not with UL certified components) and which ones can be compatible upon request, by making some styling and technical modifications (price estimate to be provided). Production is tested 100%: each product undergoes a thorough quality control that guarantees it is intact and fully functional. The guarantee covers the item for 2 years from the date of purchase, including the right to a replacement or to the repair of the product or parts thereof affected by manufacturing defects detected at the time of purchase or that arise over the next two years. **The guarantee does not cover any damage to luminaires caused by connection to incompatible dimmers or control and dimming systems.** Compatibility of our products with dimmers or home automation systems must be checked prior to purchase and it is the responsibility of the customer or person acting for him/her. The guarantee does not include any refunds for the intervention of qualified staff (electrician, etc.) or costs for the installation/disassembly or costs related to equipment (such as scaffolding access platforms, scaffolding, etc.) required to access the luminaires and perform maintenance and control operations on them.It is advisable always to test the luminaires on the ground before final installation if they are to be fitted under special circumstances or connected to control and dimming systems.

In compliance with the regulations in force, **the manufacturer reserves the right to make any styling or technical changes without prior notice.** **Such changes also include the type and wattage of light sources and electronic parts.** These changes are due to market availability issues since it is continuously growing and evolving, and it tends to eliminate certain products in favour of others, discontinuing their production without notice (which is increasingly often the case with LED bulbs). According to regulation 2017/1369, starting from 01/03/2022 the new energy efficiency classification comes into force, which also concerns light sources. The rating scale goes from A (maximum efficiency) to G (minimum efficiency), replacing the previous scale from A +++ to D, as required by Directive 2010/30 / EU currently in force. Based on warehouse supplies, we will update the indication of the energy class in our documentation. In our website we will also provide the link to access all information concerning the light sources supplied: some datas (such as lumen or wattage) might vary from what mentioned in the workbook, as they are measured on the pure sources, not on our appliances. The Catellani & Smith Workbook is designed to help and protect the customer in his/her choice of products. We therefore recommend that you read each section thoroughly, given the complexity of the electronic parts, and that you check the compatibility between the various components (such as dimmers, light sources, etc.) and contact qualified staff for the choice and installation of products. Whilst every care has been taken in preparing this catalogue, the given information may have changed after publication, without prior notice from our side. The design and specification of products are subject to change, in the interest of improvement. Catellani & Smith cannot accept any responsibility for the consequences of the use of the given information.

HOW TO READ THE WORKBOOK

collection

Colore

here are summarized the main finishes of the products in the collection

here are some extra information regarding the electrical components of the lamps (ie. power supply, dimming)

[ Finishes ] // **Untreated brass** (an alloy of copper and zinc) is a very elegant finish, yellow-gold in colour, with an excellent corrosion resistance. We use it untreated, therefore it may oxidise with time. Regular cleaning helps preserving its original appearance and slow down the ageing process, which might be anyway accelerated by the weather, frequent handling or conditions of high humidity.

[ Note ] // The **lumen** value refers to the rated lumen output of the light source; for the lamp's output please refer to our bim files (see website). / ( \* ) The plug driver 110-240V is supplied with the electrical plug suitable for the market of reference only. Please specify in stage of order if the destination of the product differs from your standard.

page nr. of reference of the lamp in the related catalogue

p. 47

name

type

type of lighting source supplied

type or socket of the lighting source supplied

lumen or candelas referring to the source included

RA referring to the source included

it refers to the type of driver supplied

52 cm ca.

73 cm ca.

drawing with main dimensions

code / finish / model / infos

code

finish

model

infos

Ettorino / table lamp	voltage	source	type	watt	lumen	K	CRI	en. class	driver/transformer	dimming
ETRT / colourful (white/red/yellow/blue) / red man silhouette / nickel dimmer / blue wire	110-240V	constant current LED 300 mA	COB LED	1x10W	1441	2700	>80	E	constant current plug driver*	push included (memory last step)
ETRTB / black / red man silhouette / nickel dimmer / black wire										
ETRTW / white / red man silhouette / nickel dimmer / blue wire										

it refers to the voltage of the standard model (usually 230V) and the possibility to have it 110V according to the following list:  
110V-240V: the lamp is already compatible for both voltages;  
110V or 230V: the lamp can be supplied in both voltages, in some cases without bulb when 110V;  
110V version on request: the standard lamp is not 110V, but it can be supplied on request with some modifications;  
230V: the lamp is available for this voltage only

wattage detail referring to the source supplied

Kelvin degrees referring to the source supplied

energy class referring to the source included


dimming / dimmer / on/off indicates if the lamp is dimmable (if yes, how you can dim it) or else if the dimming (dimmer) is included



Latest creations / SimilDesign / Colore / Les Petites / Lederam / Sorry Giotto / Light Stick / Wa Wa / Giulietta / Jackie O / PostKrisi / Fil de Fer / Lucenera / Stchu-Moon/Macchina della Luce/Luci d'Oro/Turciù/CieloItalia/Oggetti Senza Tempo/Other Smiths/Medousè/More/Sypha/Fil de Fer(outdoor)/Limited edition

Latest Creations


p. 10



Par 18 Chandelier    Par 18 (mod. JC/IC)    Par 18    Bellatrix    For You

SimilDesign

p. 12




Ensō    Sfera    Cono    Atman

Colore

p. 16




Ettoreino    Ettoreino (with clamp)    Ettoreino    Ettoreino BIG    Ale




Ale    Ale BIG    Ale

Les Petites


p. 20



Petits Bijoux (28)    Petits Bijoux (56)    Petites Lentilles



Lederam Manta S1    Lederam Manta S2    Lederam C150/180    Lederam Manta CWS1    Lederam C2    Lederam W

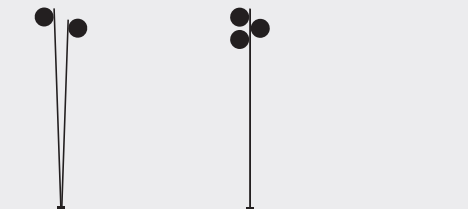


Lederam W1    Lederam W2    Lederam WF    Lederam T1    Lederam F0    Lederam F1

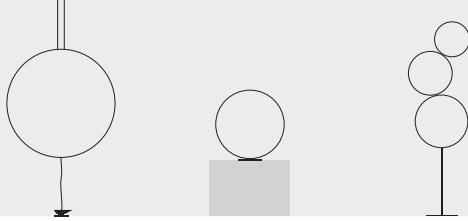


Sorry Giotto

p. 32



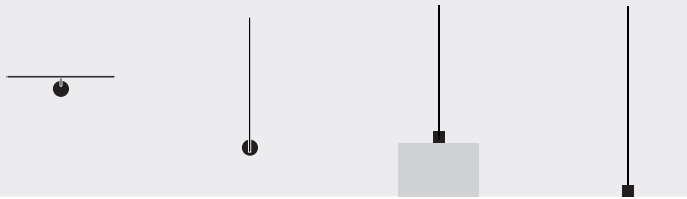
Lederam F2    Lederam F3



Sorry Giotto    Sorry Giotto    Sorry Giotto

Light Stick

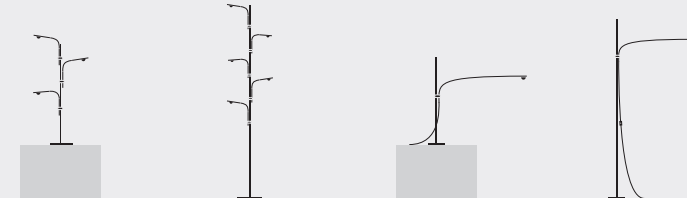
p. 34



Light Stick    Light Stick    Light Stick    Light Stick

Wa Wa


p. 36



Wa Wa    Wa Wa    Uau    Uau

Giulietta

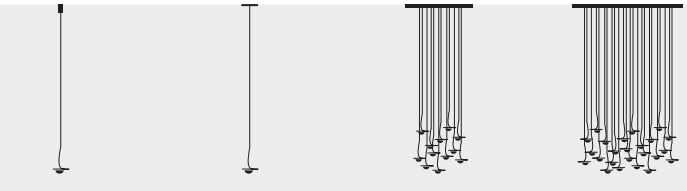
p. 38



Giulietta BE    Giulietta BE    Giulietta    Giulietta    Giulietta

Jackie O

p. 42



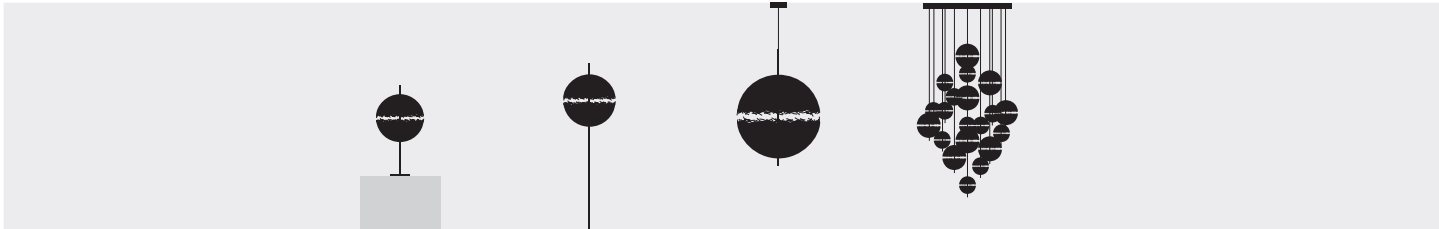
Jackie O (mod. JC)    Jackie O (mod. IC)    Jackie O Chand. (6/9/12)    Jackie O Chand. (15/20/24)

PostKrisi

p. 44



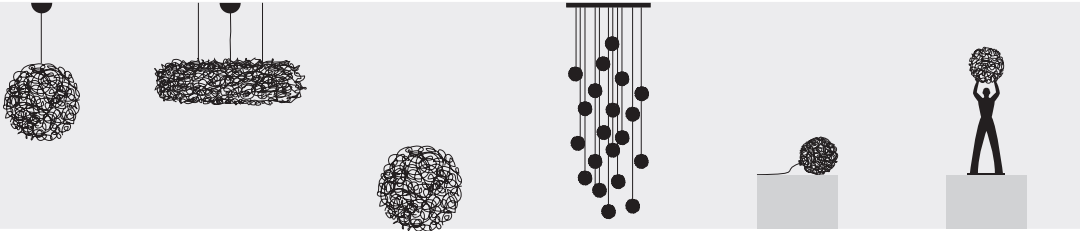
PostKrisi 50-51-52    Malagolina    PostKrisi 100    PostKrisi 21-40    PostKrisi 70    PostKrisi 49



PostKrisi 61      PostKrisi 64      PostKrisi 65-66-67      PostKrisi Chandelier

Fil de Fer

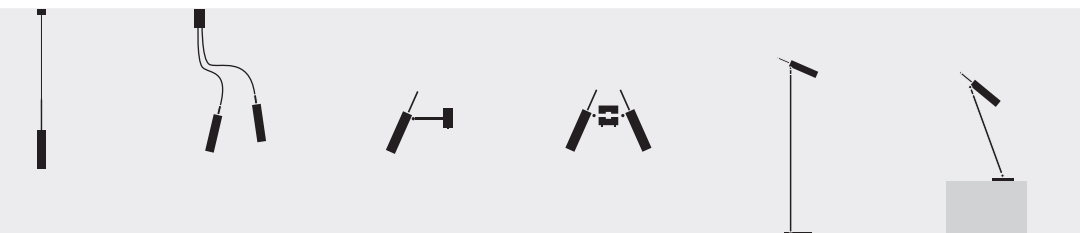
p. 52



Fil de Fer      Nuvola      Fil de Fer      Sweet Light Chandelier      Sweet Light      Uomo della Luce S

Lucenera

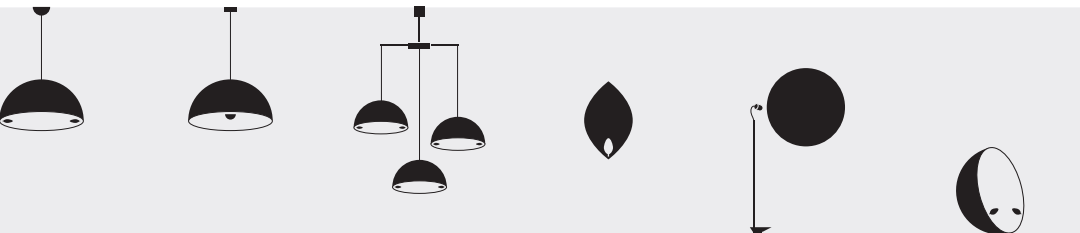
p. 56



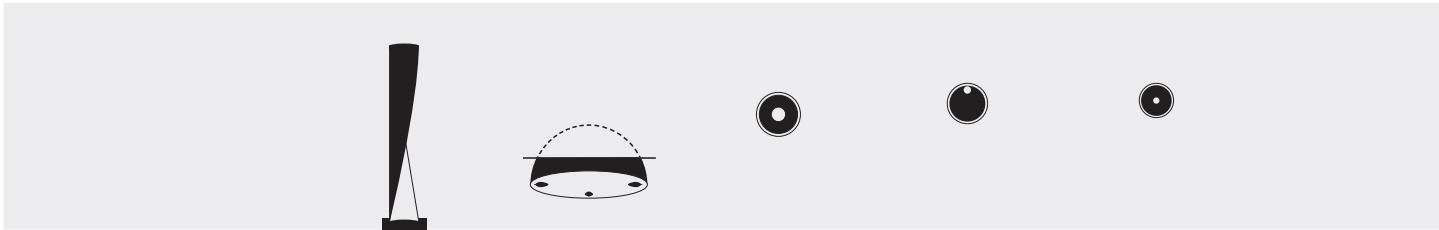
Lucenera 504      Lucenera 206      Lucenera 502      Lucenera 503      Lucenera 506      Lucenera 500

Stchu-Moon

p. 58



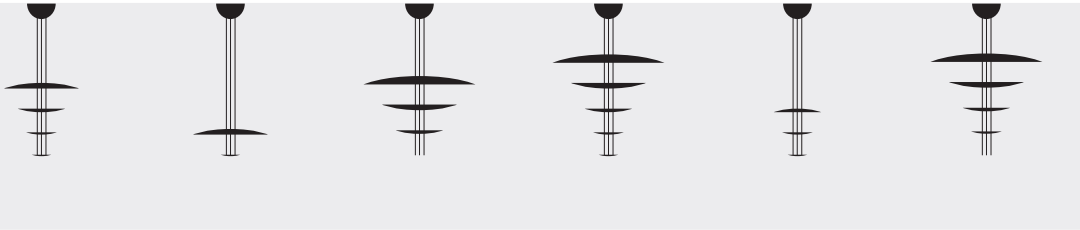
Stchu-Moon 02      Stchu-Moon 02 (with bulbs)      Stchu-Moon Chandelier      Stchu-Moon 05      Stchu-Moon 08      Stchu-Moon 01




Stchu-Moon 09      Stchu-Moon SR      Stchu-Moon R      Pepita 102      Pepita 65

Macchina della Luce


p. 66



mod. A      mod. B      mod. C      mod. D      mod. E      mod. F



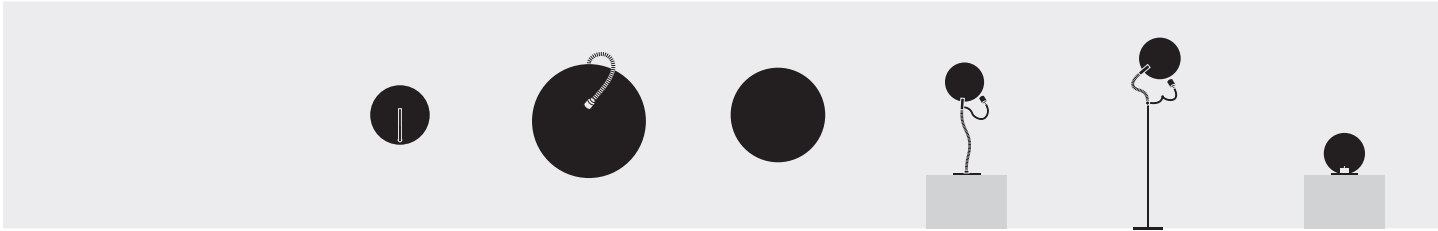
mod. I




Luci d'Oro

p. 70

Malagola      Malagola (with bulbs)      Gold Moon (mod. JC)      Gold Moon (mod. IC)      Gold Moon Chandelier      Disco



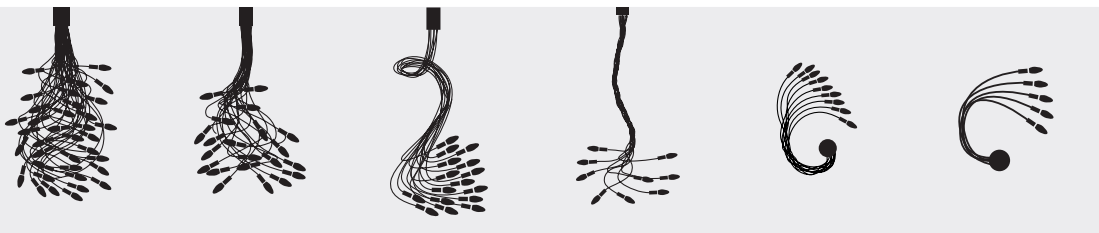
Luna      Luna Piena      Francesca      Luce d'Oro      Luce d'Oro      Luna



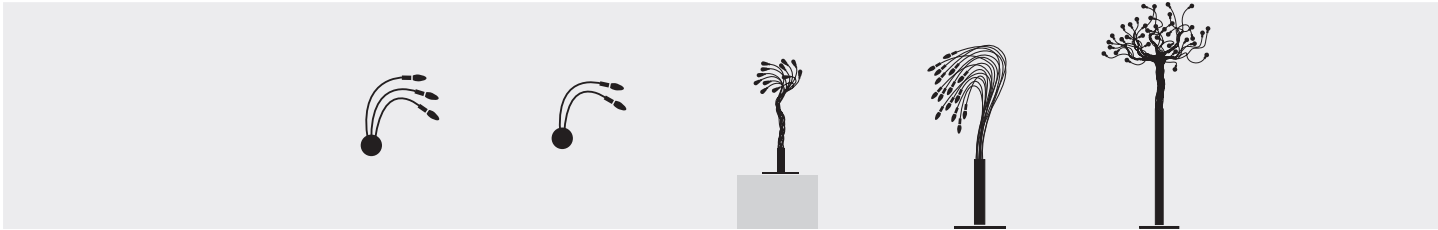
Gemma      Colonna

Turciù

p. 78



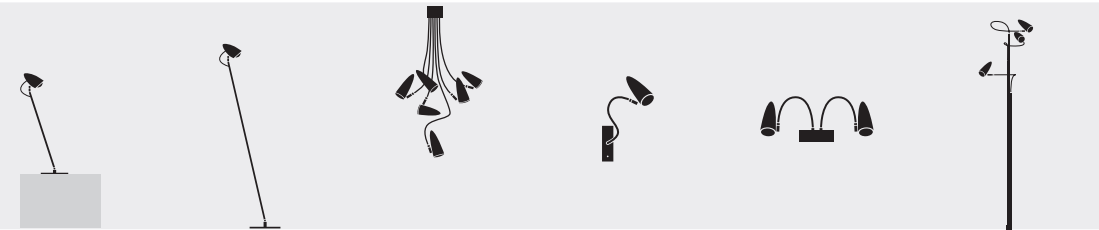
Turciù (36)      Turciù (21)      Turciù (16)      Turciù (9)      Turciù (9)      Turciù (5)



Turciù (3)      Turciù (2)      Bonsai      Sottovento      Albero della Luce

CicloItalia

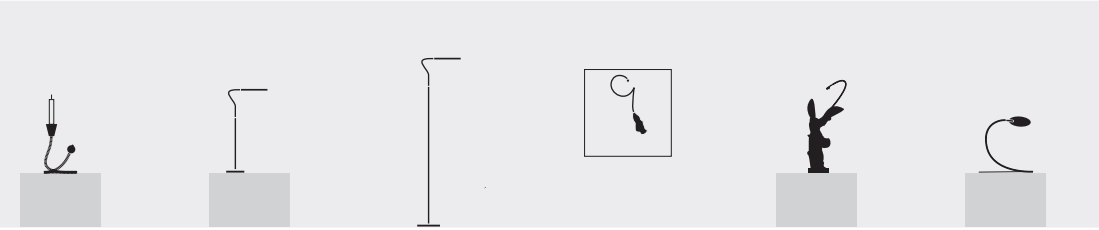
p. 84



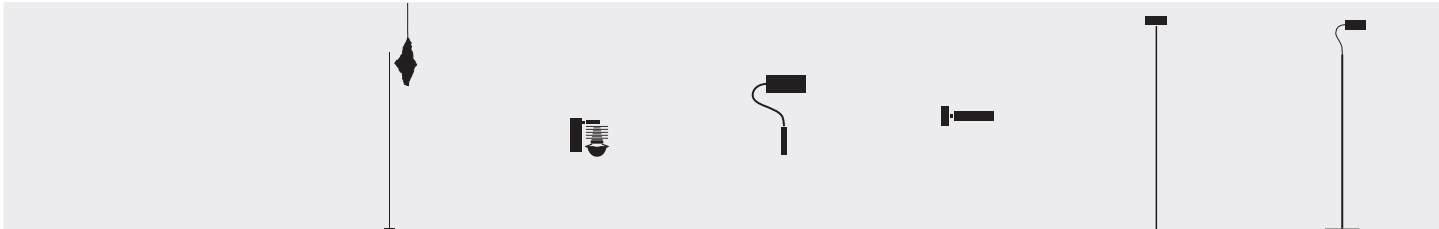
CicloItalia      CicloItalia      CicloItalia (with flex)      CicloItalia (with flex)      CicloItalia (with flex)      CicloItalia (with flex)

Oggetti Senza Tempo

p. 88



Miracolo      Lola      Lola      Luce che dipinge      Nike      Herem



Shadow


EC 301

U. (with flex)

U.

U.

U. (with flex)



Vi.

Vi.

Other Smiths

p. 96



Talismano

Alchemie

Medousê  
(outdoor)

p. 98




Medousê

Medousê

More  
(outdoor)

p. 100



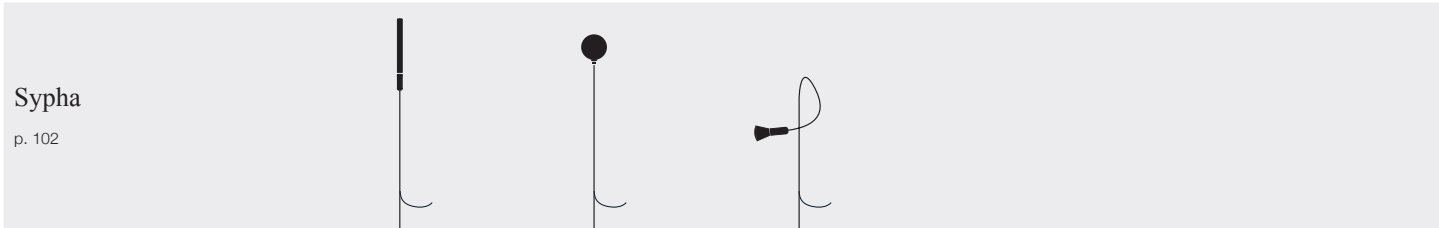
More

More

More

Sypha

p. 102




Syphasera

Syphasera

Syphaduepassi

Fil de Fer

p. 104



Fil de Fer


Fil de Fer

Uomo della Luce XXL



Limited Edition


p. 106



Trenta

Technical information

p. 108



Lederam: colour combinations and details

p. 109

Outdoor accessories

p. 120

Mains voltage LED

p. 112

Medousê installation suggestions

p. 121

Chandelier

p. 114

Installation suggestions for Sypha/More

p. 122

Macchina della Luce LED boards

p. 116

PSU (Power Supply Unit) Kits for 24Vdc JC/IC pendants

p. 124

Stchu-Moon LED boards

p. 117

Drivers @24Vdc

p. 125

Outdoor: Gel box system

p. 118

Instructions for the connection of multiple recessed lamps

p. 126

Outdoor: Quick connectors system

p. 119

Dimming wiring diagrams

p. 127

Outdoor: Fil de Fer

p. 119

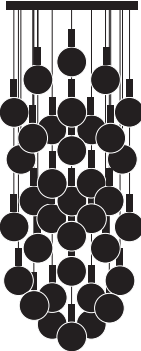


Latest creations

[ *Finishes* ] // **Satin Steel** - the standard modular metal bases are composed of a satin steel plate mounted on a white lacquered metal frame and fixed to it by nickel square-head screws. On request we can supply the plate white matt lacquered as the frame or in different RAL colours / **Untreated brass** (an alloy of copper and zinc) is a very elegant finish, yellow-gold in colour, with an excellent corrosion resistance. We use it untreated, therefore it may oxidise with time. Regular cleaning helps preserving its original appearance and slow down the ageing process, which might be anyway accelerated by the weather, frequent handling or conditions of high humidity.

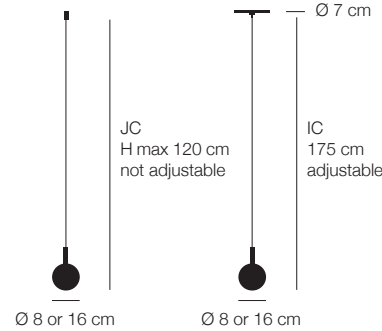
[ *Note* ] // The **lumen** value refers to the rated lumen output of the light source; for the lamp's output please refer to our bim files (see website). / ( \* ) Our LEDs can be dimmed by using compatible dimmers tested specifically to dim very low loads. We suggest checking the minimum load of the dimmer before installation.

p. 15



base Ø 78 cm / shades Ø 8 or 16 cm /  
H max 300 cm not adjustable

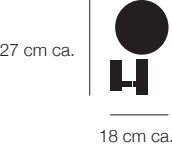
Par 18 Chandelier / pendant lamp	voltage	source	type	watt	lumen	K	CRI	en. class	driver/transformer	dimming
satin steel base Ø 78 cm / nickel jack / black wires	110V or 230V	constant voltage 24V LED	LED board	35x1,7W 59,5W	6020	2700	91	F	constant voltage driver	Triac*
CP18358C / transparent irregular/golf glass Ø 8 cm										
CP183516C / transparent irregular/golf glass Ø 16 cm										
CP1835168C / transparent irregular/golf glass 25x Ø 16 cm -10x Ø 8 cm										



installation hole mod. JC Ø 1,25 cm  
installation hole mod. IC Ø 5,5 cm  
max plasterboard thickness 1,25 cm

Par 18 / mod. JC or IC / pendant/recessed lamp for plasterboard ceiling	voltage	source	type	watt	lumen	K	CRI	en. class	driver/transformer	dimming
P188JC / transp. irregular/golf glass Ø 8 cm / nickel jack / black wire	-	constant voltage 24V LED	LED board	1x1,7W	172	2700	91	F	not included available on request	-
P1816JC / transp. irregular/golf glass Ø 16 cm / nickel jack / black wire										
P188IC / transp. irregular/golf glass Ø 8 cm / nickel plate with cable locker / black wire										
P1816IC / transp. irregular/golf glass Ø 16 cm / nickel plate with cable locker / black wire										


p. 19



Par 18 / wall lamp	voltage	source	type	watt	lumen	K	CRI	en. class	driver/transformer	dimming
P18W / transp. irregular/golf glass Ø 16 cm / white base / brass joint	230V (110V available not dimmable)	constant current LED 270 mA	COB LED	1x9W	1296	2700	>80	E	constant current driver	Triac*
P18B / transp. irregular/golf glass Ø 16 cm / black base / brass joint										



p. 20



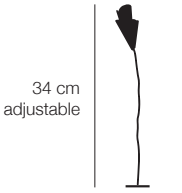
120 cm

base Ø 16x6 cm

Bellatrix / wall lamp

	voltage	source	type	watt	lumen	K	CRI	en. class	driver/transformer	dimming
BTXA12G / Ø 120 cm gold (blue exterior / white base) - irregular finish mod. A / brass flex	230V (110V available DALI dimmable)	constant current LED 350 mA	LED board	9x1W 9W	1341	2700	85	D	constant current driver	Triac*
BTXB12G / Ø 120 cm gold (blue exterior / white base) - irregular finish mod. B / brass flex										

p. 23



4,5x4,5 cm

For You / USB table lamp

	voltage	source	type	watt	lumen	K	CRI	en. class	driver/transformer	dimming
FY / white rice paper shade / brass base / blue stem and cable	110-240V	constant current LED 350 mA	amber LED board	1x1W	93,5	1878	58	-	USB plug driver 5V@1,2A (EU or UK plug only)	push included

SimilDesign

[ *Finishes* ] // **Hand painting** is chosen for its deliberate textured effect and uniqueness of result. Any irregularities or unevenness in the coating cannot be considered defect, but rather a hallmark of the artisanal crafting process. / **Nickel coating** (metal plating process) is chosen by the designer for its elegant and warm finish. To prevent any natural oxidation process, it requires regular cleaning. In alternative to nickel coating, customized finishes (i.e. chrome plating) can be provided upon request. / **Untreated brass** (an alloy of copper and zinc) is a very elegant finish, yellow-gold in colour, with an excellent corrosion resistance. We use it untreated, therefore it may oxidise with time. Regular cleaning helps preserving its original appearance and slow down the ageing process, which might be anyway accelerated by the weather, frequent handling or conditions of high humidity.

[ *Note* ] // The **lumen** value refers to the rated lumen output of the light source; for the lamp's output please refer to our bim files (see website). / ( **\*** ) The plug driver 110-240V is supplied with the electrical plug suitable for the market of reference only. Please specify in stage of order if the destination of the product differs from your standard. / ( **\*\*** ) 230V version available with not interchangeable EU plug only - memory 100%.

p. 27



66 cm ca.

25x15 cm

Ensō / table lamp

	voltage	source	type	watt	lumen	K	CRI	en. class	driver/transformer	dimming
ENSO / blue / brass base / black dimmer and wire	110-240V	constant voltage 24V LED	LED board	11x1,6W 17,6W	1749	2700	>90	F	plug driver*	push included (memory last step)





p. 34

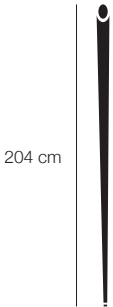


Sfera / wall lamp

	voltage	source	type	watt	lumen	K	CRI	en. class	driver/transformer	dimming
SFWNC / nickel mirrored	230V (110V available DALI dimmable)	constant current LED 450 mA	COB LED	1x15W	2187	2700	80	D	constant current driver	Triac



p. 39



Cono / wall lamp with floor connection

	voltage	source	type	watt	lumen	K	CRI	en. class	driver/transformer	dimming
CNW / blue/internal irregular with gold coloured leaf / black wire	110-240V	constant current LED 450 mA	COB LED	15W	2187	2700	80	D	constant current plug driver*	push included (upwards)
		low voltage LED 12Vdc	G4 bulb	0,8W	67	2700	80	F		on/off (downwards)

p. 40



Atman / table lamp

	voltage	source	type	watt	lumen	K	CRI	en. class	driver/transformer	dimming
AT / oval crystal glass / nickel base / blue wire / black dimmer	110-240V**	constant current LED 350 mA	LED board	1x1W	149	2700	85	D	constant current plug driver***	push included (memory last step)





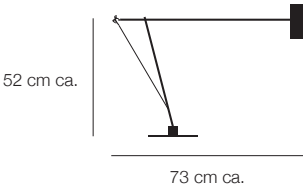
Colore

[ *Finishes* ] // **Untreated brass** (an alloy of copper and zinc) is a very elegant finish, yellow-gold in colour, with an excellent corrosion resistance. We use it untreated, therefore it may oxidise with time. Regular cleaning helps preserving its original appearance and slow down the ageing process, which might be anyway accelerated by the weather, frequent handling or conditions of high humidity.



[ *Note* ] // The **lumen** value refers to the rated lumen output of the light source; for the lamp's output please refer to our bim files (see website). / ( **\*** ) The plug driver 110-240V is supplied with the electrical plug suitable for the market of reference only. Please specify in stage of order if the destination of the product differs from your standard.

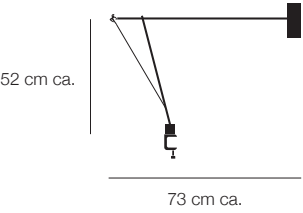
p. 47



Ettorino / table lamp

	voltage	source	type	watt	lumen	K	CRI	en. class	driver/transformer	dimming
ETRT / colourful (white/red/yellow/blue) / red man silhouette / nickel dimmer / blue wire	110-240V	constant current LED 300 mA	COB LED	1x10W	1441	2700	>80	E	constant current plug driver*	push included (memory last step)
ETRTB / black / red man silhouette / nickel dimmer / black wire										
ETRTW / white / red man silhouette / nickel dimmer / blue wire										

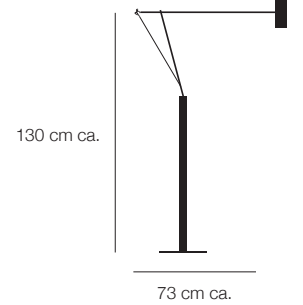
p. 48



Ettorino / table lamp with clamp

	voltage	source	type	watt	lumen	K	CRI	en. class	driver/transformer	dimming
ETRC / colourful (white/red/yellow/blue) / red man silhouette / nickel dimmer / blue wire	110-240V	constant current LED 300 mA	COB LED	1x10W	1441	2700	>80	E	constant current plug driver*	push included (memory last step)
ETRCB / black / red man silhouette / nickel dimmer / black wire										
ETRCW / white / red man silhouette / nickel dimmer / blue wire										

p. 49

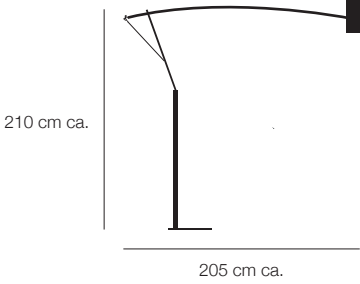


Ettorino / standing lamp

	voltage	source	type	watt	lumen	K	CRI	en. class	driver/transformer	dimming
ETRF / colourful (white/red/yellow/blue) / red man silhouette / blue wire	110-240V	constant current LED 300 mA	COB LED	1x10W	1441	2700	>80	E	constant current plug driver*	push included (memory last step)
ETRFB / black / red man silhouette / black wire										
ETRFW / white / red man silhouette / blue wire										



p. 51

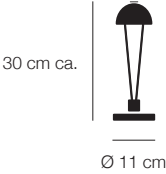


Ettorino BIG / standing lamp

ETRBIG / colourful (white/red/yellow/blue) / red man silhouette / black wire	110-240V	constant current LED 350 mA	LED board	1x1W	149	2700	85	D	constant current plug driver*	on/off (upwards)
ETRBIGB / black / red man silhouette / black wire		constant current LED 450 mA	COB LED	1x15W	2187	2700	>80	D		push included (downwards)
ETRBIGW / white / red man silhouette / black wire										



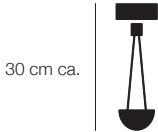
p. 57



Ale / battery table lamp

ALEBT / colourful (white/red/yellow/blue) / black fly	Li-ION 3,7V 4100 mA/h	constant current LED 500 mA	LED board	1x1,5W	219	2700	>80	D	input 110/240V output 5V@1,2 A (EU or UK plug only)	on/off switch
ALEBTFL / fluo (orange/blue/yellow/magenta) / black fly										
ALEBTB / black / white fly										
ALEBTW / white / black fly										

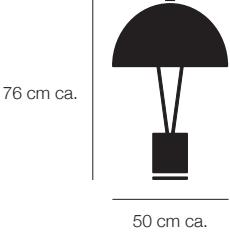
p. 59



Ale / ceiling lamp

ALEC / colourful (white/red/yellow/blue)	230V (110V available DALI dimnable)	constant current LED 270 mA	COB LED	1x9W	1296	2700	>80	E	constant current driver	Triac
ALECFL / fluo (orange/blue/yellow/magenta)										
ALECB / black										
ALECW / white										

p. 61

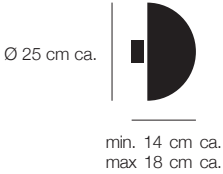


Ale BIG / table lamp

ALEBIG / colourful (white/red/yellow/blue) / black fly and wire	110-240V	constant current LED @450 mA	COB LED	1x15W	2187	2700	>80	D	constant current plug driver*	push included
ALEBIGFL / fluo (orange/yellow/magenta) / black fly and wire										
ALEBIGB / black / white fly / black wire										
ALEBIGW / white / black fly and wire										



p. 63



Ale / wall lamp

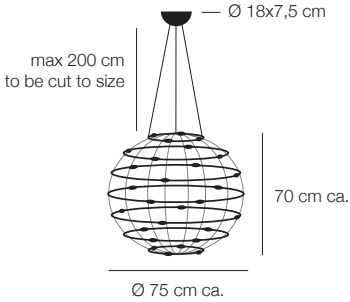
	voltage	source	type	watt	lumen	K	CRI	en. class	driver/transformer	dimming
ALEW / colourful (white base / blue shade) / black fly	230V (110V available DALI dimmable)	constant current LED 500 mA	LED board	13W	2019	2700	90	F	constant current driver	Triac
ALEWFL / fluo (white base / magenta shade) / black fly										
ALEWB / black (white base / black shade) / white fly										
ALEWW / white (white base and shade) / black fly										

Les Petites

[ *Finishes* ] // **Untreated brass** (an alloy of copper and zinc) is a very elegant finish, yellow-gold in colour, with an excellent corrosion resistance. We use it untreated, therefore it may oxidise with time. Regular cleaning helps preserving its original appearance and slow down the ageing process, which might be anyway accelerated by the weather, frequent handling or conditions of high humidity.

[ *Note* ] // The **lumen** value refers to the rated lumen output of the light source; for the lamp's output please refer to our bim files (see website). / ( **\*\*** ) The remote control provided allows to switch on and dim independently the LED strip on the base and the LEDs on the oval. The system (we use Casambi) can be programmed and controlled also via app. / ( **\*\*\*** ) Our LEDs can be dimmed by using compatible dimmers tested specifically to dim very low loads. We suggest checking the minimum load of the dimmer before installation.

p. 67



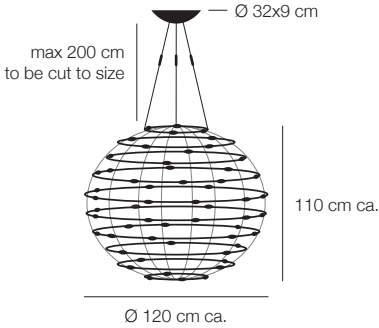
Petits Bijoux / pendant lamp

	voltage	source	type	watt	lumen	K	CRI	en. class	driver/transformer	dimming
PB28 / untreated brass rings / white base / transparent covers with brass clips	110V* or 240V	constant voltage 24V LED	LED board	28x1,1W 30,8W	1764	2700	90	G	constant voltage driver	Triac***

\*110V version available with white base Ø 21x10,5 cm

weight 6 kg

p. 67



Petits Bijoux / pendant lamp

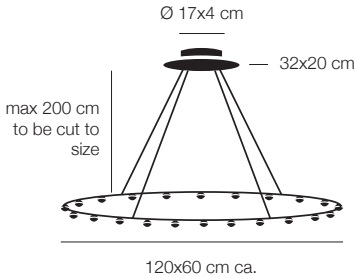
	voltage	source	type	watt	lumen	K	CRI	en. class	driver/transformer	dimming
PB56 / untreated brass rings / white base / transparent covers with brass clips	110V or 240V	constant voltage 24V LED	LED board	56x1,1W 61,6W	3528	2700	90	G	constant voltage driver	Triac***

weight 13 kg





p. 71



weight 3,6 kg

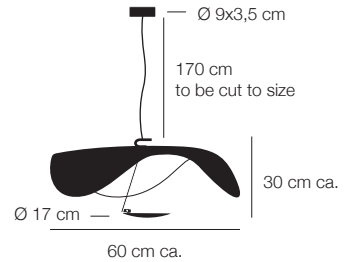
## Lederam



	voltage	source	type	watt	lumen	K	CRI	en. class	driver/transformer	dimming
PL22 / untreated brass oval / white base / transparent lens with brass holder	110V or 240V	constant voltage 24V LED	low voltage LED strip (directed upwards)	1x4W	475	3000	80	G	constant voltage driver	wireless independent (remote control included)**
			LED board	22x1,1W 24,2W	1386	2700	90			

[ Note ] // The **lumen** value refers to the rated lumen output of the light source; for the lamp's output please refer to our bim files (see website). / ( \* ) Mains voltage LED boards and COB LED are dimmable using IGBT (trailing edge) dimmers designed specifically for LED sources. Their dimming is extremely delicate: incompatible dimmers may cause irreparable damage to the LED. Some dimmers on the market have a NO button (Normally Open) or are specific connector socket-mounted or recessed. They are generally inserted into junction boxes; their limited thickness facilitates the installer's task and makes the dimmer fit for installation even in shallow boxes. Dimmers with an integrated radio dimmer for both manual (NO button) and wireless control are also available. It is important to note that during adjustment the dimming appears less precise, with some flickering. Furthermore some types of dimmer, even if they have been recommended by the manufacturers themselves, have visible flickering (almost essentially down to a minimum) depending on the mains and on the type of interference present. The problem can be solved by increasing the minimum value setting of the potentiometer on the dimmer. Low voltage DALI or 1...10V versions available on request. / ( \*\* ) The plug driver 110-240V is supplied with the electrical plug suitable for the market of reference only. Please specify in stage of order if the destination of the product differs from your standard.

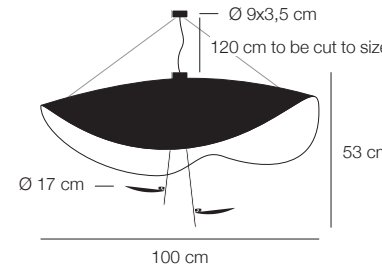
p. 76



Lederam Manta S1 / pendant lamp	voltage	source	type	watt	lumen	K	CRI	en. class	driver/transformer	dimming
LS13 / shade black/gold / black rod / gold disc / black base	230V	mains voltage LED	LED board	1x15W	1550	2700	80	F		Triac/IGBT*
LS14 / shade black/copper / black rod / copper disc / black base										
LS15 / shade white/white / gold rod / white disc / white base										
LS16 / shade white/gold / satin rod / white disc / white base	(110V)	(mains voltage LED)	(LED board)	(1x14W)	(1540)	(2700)	(80)	(A+)		(Triac/IGBT*)
LS18 / shade white/white / satin rod / white disc / white base										
LS110 / shade white/white / white rod / white disc / white base										

weight 2 kg

p. 79

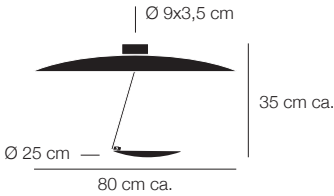


Lederam Manta S2 / pendant lamp	voltage	source	type	watt	lumen	K	CRI	en. class	driver/transformer	dimming
LS23 / shade black/gold / black rods / gold discs / black bases	230V	mains voltage LED	LED board	2x15W 30W	3100	2700	80	F		Triac/IGBT*
LS24 / shade black/copper / black rods / copper discs / black bases										
LS25 / shade white/white / gold rods / white discs / white bases										
LS26 / shade white/gold / satin rods / white discs / white bases	(110V)	(mains voltage LED)	(LED board)	(2x14W 28W)	(3080)	(2700)	(80)	(A+)		(Triac/IGBT*)
LS28 / shade white/white / satin rods / white discs / white bases										

weight 5,5 kg




p. 83



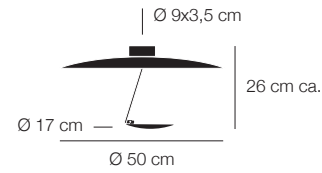
Lederam C180 / ceiling lamp

- LC1803 / shade black/gold / black rod / gold disc / black base
- LC1804 / shade black/copper / black rod / copper disc / black base
- LC1805 / shade white/white / gold rod / white disc / white base
- LC1806 / shade white/gold / satin rod / white disc / white base
- LC1808 / shade white/white / satin rod / white disc / white base
- LC18010 / shade white/white / white rod / white disc / white base

voltage	source	type	watt	lumen	K	CRI	en. class	driver/transformer	dimming
230V	mains voltage LED	LED board	1x24W	2880	2700	90	E	-	Triac/IGBT*
(110V)	(mains voltage LED)	(LED board)	(1x28W)	(2580)	(2700)	(80)	(A+)	-	(Triac/IGBT*)



p. 83



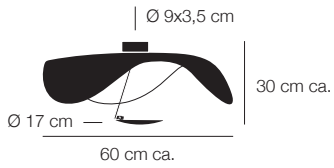
Lederam C150 / ceiling lamp

- LC1503 / shade black/gold / black rod / gold disc / black base
- LC1504 / shade black/copper / black rod / copper disc / black base
- LC1505 / shade white/white / gold rod / white disc / white base
- LC1506 / shade white/gold / satin rod / white disc / white base
- LC1508 / shade white/white / satin rod / white disc / white base
- LC15010 / shade white/white / white rod / white disc / white base

voltage	source	type	watt	lumen	K	CRI	en. class	driver/transformer	dimming
230V	mains voltage LED	LED board	1x15W	1550	2700	80	F	-	Triac/IGBT*
(110V)	(mains voltage LED)	(LED module)	(1x14W)	(1540)	(2700)	(80)	(A+)	-	(Triac/IGBT*)



p. 84



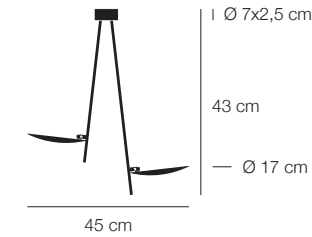
Lederam Manta CWS1 / ceiling or wall lamp

- LCWS13 / shade black/gold / black rod / gold disc / black base
- LCWS14 / shade black/copper / black rod / copper disc / black base
- LCWS15 / shade white/white / gold rod / white disc / white base
- LCWS16 / shade white/gold / satin rod / white disc / white base
- LCWS18 / shade white/white / satin rod / white disc / white base
- LCWS110 / shade white/white / white rod / white disc / white base

voltage	source	type	watt	lumen	K	CRI	en. class	driver/transformer	dimming
230V	mains voltage LED	LED board	1x15W	1550	2700	80	F	-	Triac/IGBT*
(110V)	(mains voltage LED)	(LED board)	(1x14W)	(1540)	(2700)	(80)	(A+)	-	(Triac/IGBT*)



p. 85



Lederam C2 / ceiling lamp

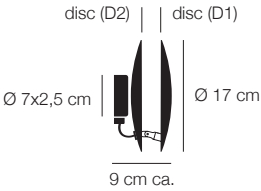
- LC22 / black discs / satin rods / black base
- LC23 / gold discs / black rods / black base
- LC24 / copper discs / black rods / black base
- LC25 / white discs / gold rods / white base
- LC26 / white discs / satin rods / white base

voltage	source	type	watt	lumen	K	CRI	en. class	driver/transformer	dimming
230V	mains voltage LED	LED board	2x15W 30W	3100	2700	80	F	-	Triac/IGBT*
(110V)	(mains voltage LED)	(LED board)	(2x14W 28W)	(3080)	(2700)	(80)	(A+)	-	(Triac/IGBT*)





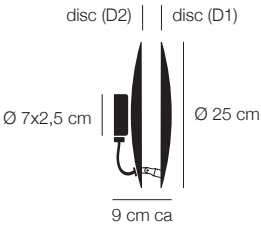
p. 87



Lederam W / wall lamp

	voltage	source	type	watt	lumen	K	CRI	en. class	driver/transformer	dimming
LW171 / disc D1 black/copper - disc D2 copper/black / black base	230V	mains voltage LED	LED board	1x15W	1550	2700	80	F	-	Triac/IGBT*
LW172 / disc D1 black/gold - disc D2 gold/black / black base										
LW173 / disc D1 gold/gold - disc D2 gold/white / white base										
LW174 / disc D1 copper/copper - disc D2 copper/white / white base	(110V)	(mains voltage LED)	(LED board)	(1x14W)	(1540)	(2700)	(80)	(A+)	-	(Triac/IGBT*)
LW175 / disc D1 white/gold - disc D2 gold/white / white base										
LW176 / disc D1 white/copper - disc D2 copper/white / white base										

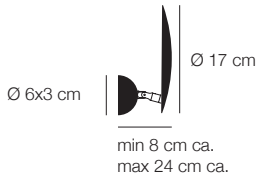
p. 87



Lederam W / wall lamp

	voltage	source	type	watt	lumen	K	CRI	en. class	driver/transformer	dimming
LW251 / disc D1 black/copper - disc D2 copper/black / black base	230V	mains voltage LED	LED board	1x15W	1550	2700	80	F	-	Triac/IGBT*
LW252 / disc D1 black/gold - disc D2 gold/black / black base										
LW253 / disc D1 gold/gold - disc D2 gold/white / white base										
LW254 / disc D1 copper/copper - disc D2 copper/white / white base	(110V)	(mains voltage LED)	(LED board)	(1x14W)	(1540)	(2700)	(80)	(A+)	-	(Triac/IGBT*)
LW255 / disc D1 white/gold - disc D2 gold/white / white base										
LW256 / disc D1 white/copper - disc D2 copper/white / white base										

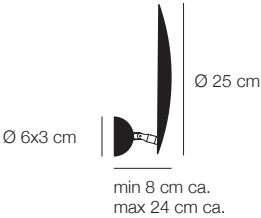
p. 88



Lederam W1 / wall lamp

	voltage	source	type	watt	lumen	K	CRI	en. class	driver/transformer	dimming
LW1171 / black disc / black base	230V	mains voltage LED	LED board	1x15W	1550	2700	80	F	-	Triac/IGBT*
LW1173 / gold/black disc / black base										
LW1174 / copper/black disc / black base	(110V)	(mains voltage LED)	(LED board)	(1x14W)	(1540)	(2700)	(80)	(A+)	-	(Triac/IGBT*)
LW1176 / white disc / white base										

p. 88



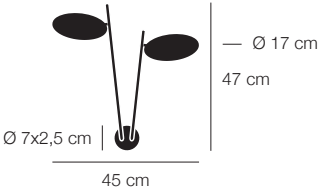
Lederam W1 / wall lamp

	voltage	source	type	watt	lumen	K	CRI	en. class	driver/transformer	dimming
LW1251 / disc Ø 25 cm black / black base	230V	mains voltage LED	LED board	1x15W	1550	2700	80	F	-	Triac/IGBT*
LW1253 / disc Ø 25 cm gold/black / black base										
LW1254 / disc Ø 25 cm copper/black/ black base	(110V)	(mains voltage LED)	(LED board)	(1x14W)	(1540)	(2700)	(80)	(A+)	-	(Triac/IGBT*)
LW1256 / disc Ø 25 cm white / white base										





p. 90

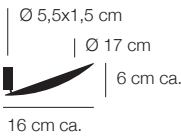


Lederam W2 / wall lamp

	voltage	source	type	watt	lumen	K	CRI	en. class	driver/transformer	dimming
LW22 / black discs / satin rods / black base	230V	mains voltage LED	LED board	2x15W 30W	3100	2700	80	F	-	Triac/IGBT*
LW23 / gold discs / black rods / black base										
LW24 / copper discs / black rods / black base										
LW25 / white discs / gold rods / white base	(110V)	(mains voltage LED)	(LED board)	(2x14W 28W)	(3080)	(2700)	(80)	(A+)		(Triac/IGBT*)
LW26 / white discs / satin rods / white base										



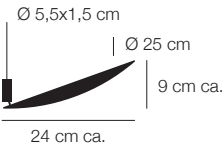
p. 91



Lederam WF / wall lamp

	voltage	source	type	watt	lumen	K	CRI	en. class	driver/transformer	dimming
LWF171 / black disc / black base	230V	mains voltage LED	LED board	1x15W	1550	2700	80	F	-	Triac/IGBT*
LWF173 / gold/white disc / white base										
LWF174 / copper/white disc / white base										
LWF176 / white disc / white base	(110V)	(mains voltage LED)	(LED board)	(1x14W)	(1540)	(2700)	(80)	(A+)		(Triac/IGBT*)

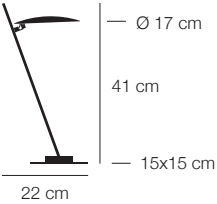
p. 91



Lederam WF / wall lamp

	voltage	source	type	watt	lumen	K	CRI	en. class	driver/transformer	dimming
LWF251 / black disc / black base	230V	mains voltage LED	LED board	1x24W	2880	2700	90	E	-	Triac/IGBT*
LWF253 / gold/white disc / white base										
LWF254 / copper/white disc / white base										
LWF256 / white disc / white base	(110V)	(mains voltage LED)	(LED board)	(1x28W)	(2580)	(2700)	(80)	(A+)		(Triac/IGBT*)

p. 93

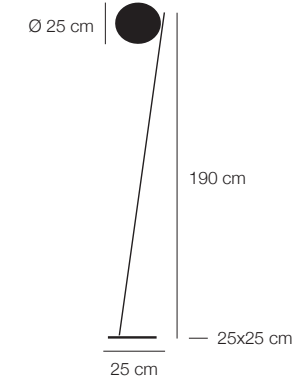


Lederam T1 / table lamp

	voltage	source	type	watt	lumen	K	CRI	en. class	driver/transformer	dimming
LT12LVO / black disc / satin rod / black base/cable/dimmer	110-240V	constant current LED 300 mA	COB LED	1x10W	1441	2700	>80	E	plug driver**	push included (memory last step)
LT13LVO / gold disc / black rod / black base/cable/dimmer										
LT14LVO / copper disc / black rod / black base/cable/dimmer										
LT15LVO / white disc / gold rod / white base / black dimmer / blue cable										
LT16LVO / white disc / satin rod / white base / black dimmer / blue cable										



p. 94

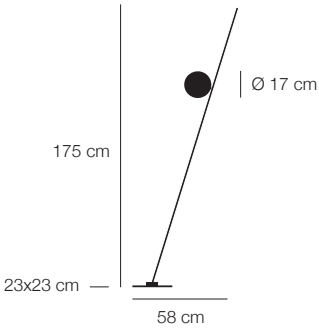


Lederam F0 / standing lamp

- LF012LVO / brass disc / black rod / black base/cable/dimmer
- LF02LVO / black disc / satin rod / black base/cable/dimmer
- LF03LVO / gold disc / black rod / black base/cable/dimmer
- LF04LVO / copper disc / black rod / black base/cable/dimmer
- LF06LVO / white disc / satin rod / white base / black cable/dimmer



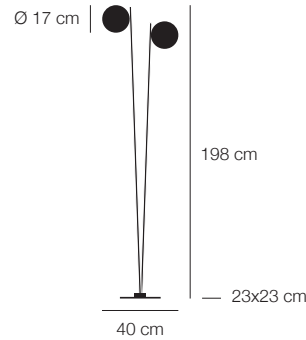
p. 97



Lederam F1 / standing lamp

- LF12 / black disc / satin rod / black base/cable/dimmer
- LF13 / gold disc / black rod / black base/cable/dimmer
- LF14 / copper disc / black rod / black base/cable/dimmer
- LF15 / white disc / gold rod / white base/cable/dimmer
- LF16 / white disc / satin rod / white base/cable/dimmer

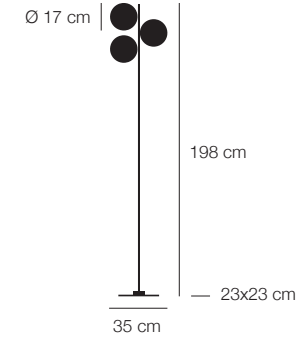
p. 98



Lederam F2 / standing lamp

- LF22 / black discs / satin rods / black base/cable/dimmer
- LF23 / gold discs / black rods / black base/cable/dimmer
- LF24 / copper discs / black rods / black base/cable/dimmer
- LF25 / white discs / gold rods / white base/cable/dimmer
- LF26 / white discs / satin rods / white base/cable/dimmer

p. 100



Lederam F3 / standing lamp

- LF32 / black discs / satin rod / black base/cable/dimmer
- LF33 / gold discs / black rod / black base/cable/dimmer
- LF34 / copper discs / black rod / black base/cable/dimmer
- LF35 / white discs / gold rod / white base/cable/dimmer
- LF36 / white discs / satin rod / white base/cable/dimmer



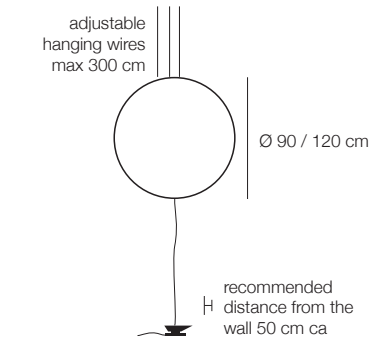


Sorry Giotto

[ *Finishes* ] // **Hand painting** is chosen for its deliberate textured effect and uniqueness of result. Any irregularities or unevenness in the coating cannot be considered defect, but rather a hallmark of the artisanal crafting process. / **Rough iron** (untreated metal) is chosen by the designer specifically because of its uniqueness and its natural ageing property. The appearance of any uneven rust patches does not constitute a defect, since it is a typical sign of the ageing process, which might be considerably accelerated in conditions of high humidity or direct exposure to outdoor weathering.

[ *Note* ] // The **lumen** value refers to the rated lumen output of the light source; for the lamp's output please refer to our bim files (see website). / ( **\*** ) The plug driver 110-240V is supplied with the electrical plug suitable for the market of reference only. Please specify in stage of order if the destination of the product differs from your standard. / ( **\*\*** ) 230V version available with not interchangeable EU plug only - memory 100%.

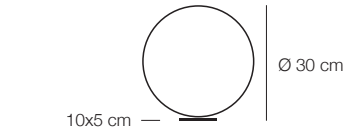
p. 105



cable from lamp to dimmer 250 cm  
cable from dimmer to plug driver 180 cm

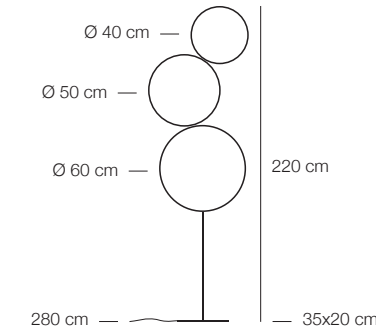
Sorry Giotto / pendant lamp with floor connection	voltage	source	type	watt	lumen	K	CRI	en. class	driver/transformer	dimming
SG9 / ring Ø 90 cm blue / black anvil / blue wires / black dimmer	110-240V	constant current LED 350 mA	LED board	12x1W 12W	1788	2700	85	D	constant current plug driver*	push included (memory last step)
SG12 / ring Ø 120 cm blue / black anvil / blue wires / black dimmer				15x1W 15W	2235					

p. 106



Sorry Giotto / table lamp	voltage	source	type	watt	lumen	K	CRI	en. class	driver/transformer	dimming
SG1 / blue ring / rough iron base / blue wire / black dimmer	110-240V**	constant current LED 350 mA	LED board	4x1W 4W	596	2700	85	D	constant current plug driver***	push included (memory last step)

p. 109



Sorry Giotto / standing lamp	voltage	source	type	watt	lumen	K	CRI	en. class	driver/transformer	dimming
SG3 / blue rings / black base and stem / blue wires / black dimmer	110-240V	constant current LED 350 mA	LED board	16x1W 16W	2384	2700	85	D	constant current plug driver*	push included (memory last step)

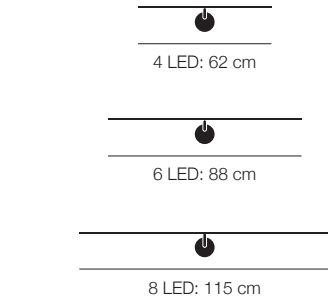


Light Stick

[ *Finishes* ] // **Nickel coating** (metal plating process) is chosen by the designer for its elegant and warm finish. To prevent any natural oxidation process, it requires regular cleaning. In alternative to nickel coating, customized finishes (i.e. chrome plating) can be provided upon request.

[ *Note* ] // The **lumen** value refers to the rated lumen output of the light source; for the lamp's output please refer to our bim files (see website). / ( **\*** ) Our LEDs can be dimmed by using compatible dimmers tested specifically to dim very low loads. We suggest checking the minimum load of the dimmer before installation. / ( **\*\*** ) The plug driver 110-240V is supplied with the electrical plug suitable for the market of reference only. Please specify in stage of order if the destination of the product differs from your standard.

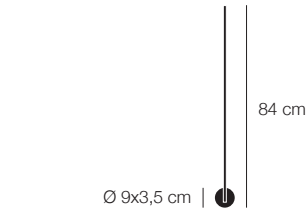
p. 113



base Ø 9x3,5 cm  
H ledge 17 cm

Light Stick / wall or ceiling lamp	voltage	source	type	watt	lumen	K	CRI	en. class	driver/transformer	dimming
LSP4B / black rod and base	230V (110V available with not dimmable driver)	constant current LED 350 mA	LED board	4x1W 4W	596	2700	85	D	constant current driver	Triac*
LSP4 / nickel rod and base										
LSP4G / satin gold rod and base										
LSP6B / black rod and base										
LSP6 / nickel rod and base										
LSP6G / satin gold rod and base										
LSP8B / black rod and base	230V (110V available on request)	constant current LED 350 mA	LED board	8x1W 8W	1192	2700	85	D	constant current driver	Triac*
LSP8 / nickel rod and base										
LSP8G / satin gold rod and base										

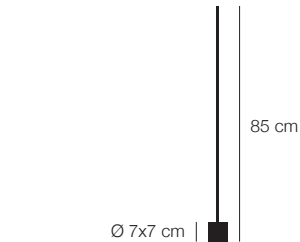
p. 115



H ledge 17 cm

Light Stick / wall lamp	voltage	source	type	watt	lumen	K	CRI	en. class	driver/transformer	dimming
LSPV6B / black vertical rod and base	230V (110V available with not dimmable driver)	constant current LED 350 mA	LED board	6x1W 6W	894	2700	85	D	constant current driver	Triac*
LSPV6 / nickel vertical rod and base										
LSPV6G / satin gold vertical rod and base										

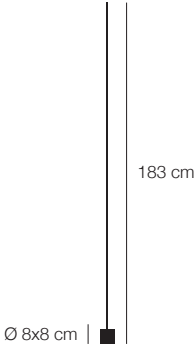
p. 116



Light Stick / table lamp	voltage	source	type	watt	lumen	K	CRI	en. class	driver/transformer	dimming
LS6B / black rod / black base / black cable / black dimmer	110-240V	constant current LED 350 mA	LED board	6x1W 6W	894	2700	85	D	constant current plug driver**	push included (memory last step)
LS6 / nickel rod / black base / black cable / black dimmer										
LS6G / satin gold rod / black base / black cable / black dimmer										



p. 117



Light Stick / standing lamp

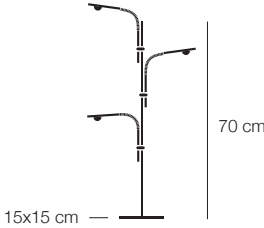
	voltage	source	type	watt	lumen	K	CRI	en. class	driver/transformer	dimming
LSF10B / black rod / black base / black wires / black dimmer	110-240V	constant current LED 350 mA	LED board	10x1W 10W	1490	2700	85	D	constant current plug driver**	push included (memory last step)
LSF10 / nickel rod / black base / black wires / black dimmer										
LSF10G / satin gold rod / black base / black wires / black dimmer										

Wa Wa

[ *Finishes* ] // **Nickel coating** (metal plating process) is chosen by the designer for its elegant and warm finish. To prevent any natural oxidation process, it requires regular cleaning. In alternative to nickel coating, customized finishes (i.e. chrome plating) can be provided upon request. / **Untreated brass** (an alloy of copper and zinc) is a very elegant finish, yellow-gold in colour, with an excellent corrosion resistance. We use it untreated, therefore it may oxidise with time. Regular cleaning helps preserving its original appearance and slow down the ageing process, which might be anyway accelerated by the weather, frequent handling or conditions of high humidity. / **Copper** is a very malleable and ductile metal, chosen for its high thermal and electrical conductivity, as well as for its typical reddish-orange colour. We use it untreated, therefore it may oxidise with time, forming a green patina. Regular cleaning helps preserving its original appearance and slow down the ageing process, which might be anyway accelerated by the weather, frequent handling or conditions of high humidity.

[ *Note* ] // The **lumen** value refers to the rated lumen output of the light source; for the lamp's output please refer to our bim files (see website). / ( **\*** ) Our LEDs can be dimmed by using compatible dimmers tested specifically to dim very low loads. We suggest checking the minimum load of the dimmer before installation. / ( **\*\*** ) The plug driver 110-240V is supplied with the electrical plug suitable for the market of reference only. Please specify in stage of order if the destination of the product differs from your standard.

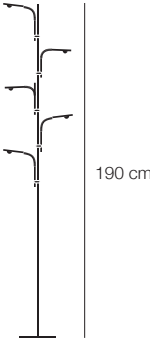
p. 120



Wa Wa / table lamp

	voltage	source	type	watt	lumen	K	CRI	en. class	driver/transformer	dimming
WW / nickel structure, base and sticks / glass lens / blue wires / black dimmer	110-240V	constant current LED 350 mA	LED board	3x1W 3W	447	2700	85	D	constant current plug driver**	push included (memory last step)

p. 121



Wa Wa / standing lamp

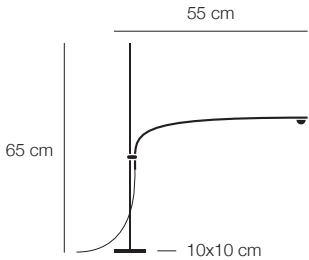
	voltage	source	type	watt	lumen	K	CRI	en. class	driver/transformer	dimming
WWF / nickel structure, base and sticks / glass lens / black wires / black dimmer	110-240V	constant current LED 350 mA	LED board	5x1W 5W	745	2700	85	D	constant current plug driver**	push included (memory last step)
WWFBR / brass base and structure / copper sticks / glass lens / black wires / black dimmer										

base cod. WWF: 20x20 cm  
base cod. WWFBR: 16x16 cm





p. 126

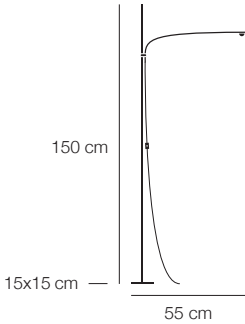


Uau / table lamp

	voltage	source	type	watt	lumen	K	CRI	en. class	driver/transformer	dimming
UAU / nickel structure and base / glass lens / blue wire / black dimmer	110-240V	constant current LED 350 mA	LED board	1x1W	149	2700	85	D	constant current plug driver**	push included (memory last step)



p. 127



Uau / standing lamp

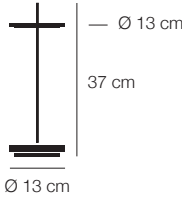
	voltage	source	type	watt	lumen	K	CRI	en. class	driver/transformer	dimming
UAUF / nickel structure and base / glass lens / blue wire / black dimmer	110-240V	constant current LED 350 mA	LED board	1x1W	149	2700	85	D	constant current plug driver**	push included (memory last step)

## Giulietta

[ *Finishes* ] // **Untreated brass** (an alloy of copper and zinc) is a very elegant finish, yellow-gold in colour, with an excellent corrosion resistance. We use it untreated, therefore it may oxidise with time. Regular cleaning helps preserving its original appearance and slow down the ageing process, which might be anyway accelerated by the weather, frequent handling or conditions of high humidity.

[ *Note* ] // The **lumen** value refers to the rated lumen output of the light source; for the lamp's output please refer to our bim files (see website).

p. 131

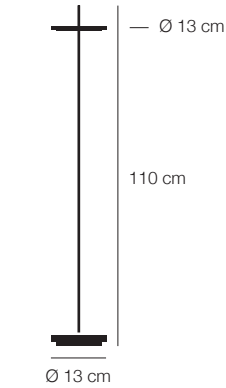


Giulietta BE / battery table lamp

	battery	source	type	watt	lumen	K	CRI	en. class	battery charger	dimming
GBB / black hoop and base / brass rod	Li-ION 3,7V 4100 mA/h	constant voltage LED	LED board	1x2,6W	189	2700	>90	G	input 110/240V output 5V@1,2 A (EU or UK plug only)	included touch
GBBR / vintage brass hoop and base / brass rod										



p. 133

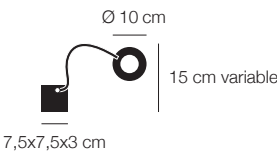


Giulietta BE / battery standing lamp

	battery	source	type	watt	lumen	K	CRI	en. class	battery charger	dimming
GBFB / black hoop and base / brass rod	Li-ION 3,7V 4100 mA/h	constant voltage LED	LED board	1x2,6W	189	2700	>90	G	input 110/240V output 5V@1,2 A (EU or UK plug only)	included touch
GBFBR / vintage brass hoop and base / brass rod										



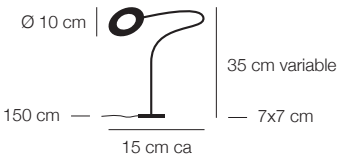
p. 134



Giulietta / wall lamp

	voltage	source	type	watt	lumen	K	CRI	en. class	driver/transformer	dimming
GPB / black structure / black hoop	110V or 240V	constant voltage LED 5V	LED board	1x2,6W	189	2700	>90	G	constant voltage driver	included touch-less (memory last step)
GPNC / black structure / nickel hoop										

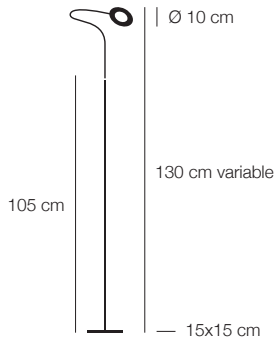
p. 135



Giulietta / USB table lamp

	voltage	source	type	watt	lumen	K	CRI	en. class	driver/transformer	dimming
GB / black structure / black hoop / black wire	110-240V	constant voltage LED 5V	LED board	1x2,6W	189	2700	>90	G	USB plug driver (EU or UK plug only)	included touch-less (memory last step)
GNC / black structure / nickel hoop / black wire										

p. 137



Giulietta / USB standing lamp

	voltage	source	type	watt	lumen	K	CRI	en. class	driver/transformer	dimming
GFB / nickel base and rod / black flex / black hoop / black wire	110-240V	constant voltage LED 5V	LED board	1x2,6W	189	2700	>90	G	USB plug driver (EU or UK plug only)	included touch-less (memory last step)
GFNC / nickel base and rod / black flex / nickel hoop / black wire										



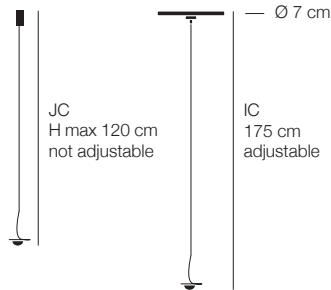
## Jackie O

[ *Finishes* ] // **Nickel coating** (metal plating process) is chosen by the designer for its elegant and warm finish. To prevent any natural oxidation process, it requires regular cleaning. In alternative to nickel coating, customized finishes (i.e. chrome plating) can be provided upon request. / **Satin Steel** - the standard modular metal bases are composed of a satin steel plate mounted on a white lacquered metal frame and fixed to it by nickel square-head screws. On request we can supply the plate white matt lacquered as the frame or in different RAL colours.



[ *Note* ] // The **lumen** value refers to the rated lumen output of the light source; for the lamp's output please refer to our bim files (see website). / ( \* ) Our LEDs can be dimmed by using compatible dimmers tested specifically to dim very low loads. We suggest checking the minimum load of the dimmer before installation.

p. 141



installation hole Jackie O JC Ø 1,25 cm  
installation hole Jackie O IC Ø 5,5 cm  
max plasterboard thickness 1,25 cm

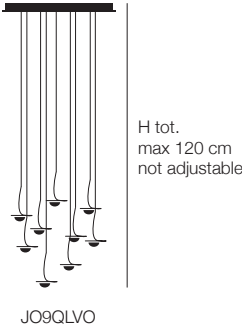
Jackie O / mod. JC/IC / recessed pendant lamp for plasterboard ceiling

JOJCLVO / mod. JC / nickel jack connection / blue wire / nickel curl

JOICLVO / mod. IC / nickel plate with tensioner / blue wire / nickel curl

voltage	source	type	watt	lumen	K	CRI	en. class	driver/transformer	dimming
-	constant voltage 24V LED	LED board	1x1,1W	63	2700	90	G	not included available on request	-

p. 142



Jackie O Chandelier / pendant lamp

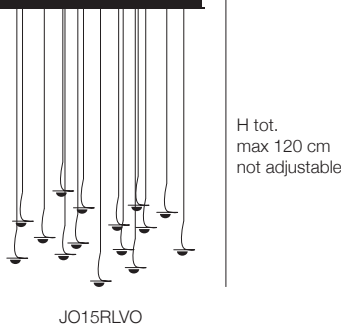
JO6QLVO / satin steel base 30x30 cm / blue wires / nickel curls

JO9QLVO / satin steel base 30x30 cm / blue wires / nickel curls

JO12QLVO / satin steel base 30x30 cm / blue wires / nickel curls

voltage	source	type	watt	lumen	K	CRI	en. class	driver/transformer	dimming
240V (available 110V DALI dimmable)	constant voltage 24V LED	LED board	6x1,1W 6,6W	378	2700	90	G	constant voltage driver	Triac*
			9x1,1W 9,9W	567					
			12x1,1W 13,2W	756					

p. 142



Jackie O Chandelier / pendant lamp

JO15QLVO / satin steel base 60x60 cm / blue wires / nickel curls

JO15RLVO / satin steel base 150x30 cm / blue wires / nickel curls

JO20QLVO / satin steel base 60x60 cm / blue wires / nickel curls

JO20RLVO / satin steel base 150x30 cm / blue wires / nickel curls

JO24QLVO / satin steel base 60x60 cm / blue wires / nickel curls

JO24RLVO / satin steel base 150x30 cm / blue wires / nickel curls

voltage	source	type	watt	lumen	K	CRI	en. class	driver/transformer	dimming
110V or 240V	constant voltage 24V LED	LED board	15x1,1W 16,5W	945	2700	90	G	constant voltage driver	Triac*
			20x1,1W 22W	1260					
			24x1,1W 26,4W	1512					



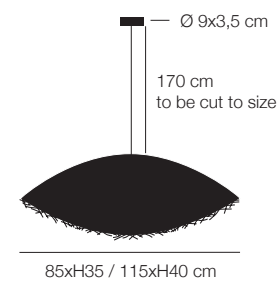
## PostKrisi

[ *Finishes* ] // **Hand painting** is chosen for its deliberate textured effect and uniqueness of result. Any irregularities or unevenness in the coating cannot be considered defect, but rather a hallmark of the artisanal crafting process. / **Untreated brass** (an alloy of copper and zinc) is a very elegant finish, yellow-gold in colour, with an excellent corrosion resistance. We use it untreated, therefore it may oxidise with time. Regular cleaning helps preserving its original appearance and slow down the ageing process, which might be anyway accelerated by the weather, frequent handling or conditions of high humidity. / **Copper** is a very malleable and ductile metal, chosen for its high thermal and electrical conductivity, as well as for its typical reddish-orange colour. We use it untreated, therefore it may oxidise with time, forming a green patina. Regular cleaning helps preserving its original appearance and slow down the ageing process, which might be anyway accelerated by the weather, frequent handling or conditions of high humidity. / **Nickel coating** (metal plating process) is chosen by the designer for its elegant and warm finish. To prevent any natural oxidation process, it requires regular cleaning. In alternative to nickel coating, customized finishes (i.e. chrome plating) can be provided upon request. / **Satin Steel** - the standard modular metal bases are composed of a satin steel plate mounted on a white lacquered metal frame and fixed to it by nickel square-head screws. On request we can supply the plate white matt lacquered as the frame or in different RAL colours.



[ *Note* ] // The **lumen** value refers to the rated lumen output of the light source; for the lamp's output please refer to our bim files (see website). / ( **\*** ) LED bulbs can be dimmed using compatible dimmers, which have been tested specifically for dimming very low loads. The manufacturers of LED bulbs are required to draw up a list of suggested dimmers for the dimming of their products, with an indication of the maximum number of bulbs dimmable with the various types of dimmer. / ( **\*\*** ) The plug driver 110-240V is supplied with the electrical plug suitable for the market of reference only. Please specify in stage of order if the destination of the product differs from your standard. / ( **\*\*\*** ) Our LEDs can be dimmed by using compatible dimmers tested specifically to dim very low loads. We suggest checking the minimum load of the dimmer before installation.

p. 148

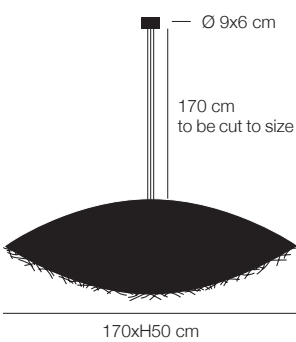


### PostKrisi 50/51 / pendant lamp

	voltage	source	type	watt	lumen	K	CRI	en. class	driver/transformer	dimming
PK50LN / PostKrisi 50 / shade 85x35 cm natural / grey braided cable / nickel base	110V (bulb not supplied)-230V	mains voltage LED	E27 bulb	1x8W	900	2700	>80	E	-	IGBT/Triac*
PK51LN / PostKrisi 51 / shade 115x40 cm natural / grey braided cable / nickel base										
PK50LW / PostKrisi 50 / shade 85x35 cm white / grey braided cable / nickel base	110V (bulb not supplied)-230V	mains voltage LED	E27 bulb silver crowned	1x7W	600	2700	>80	F	-	IGBT/Triac*
PK51LW / PostKrisi 51 / shade 115x40 cm white / grey braided cable / nickel base										
PK50LG / PostKrisi 50 / shade 85x35 cm gold / grey braided cable / nickel base										
PK51LG / PostKrisi 51 / shade 115x40 cm gold / grey braided cable / nickel base										
PK50LS / PostKrisi 50 / shade 85x35 cm silver / grey braided cable / nickel base										
PK51LS / PostKrisi 51 / shade 115x40 cm silver / grey braided cable / nickel base										

weight: PK50 1,5 kg / PK51 2,8 kg

p. 148

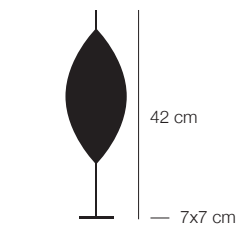


### PostKrisi 52 / pendant lamp

	voltage	source	type	watt	lumen	K	CRI	en. class	driver/transformer	dimming
PK52LN / natural shade / grey braided cables / nickel base	110V (bulb not supplied)-230V	mains voltage LED	E27 bulb	3x8W 24W	2700	2700	>80	E	-	IGBT/Triac*
PK52LW / white shade / grey braided cables / nickel base	110V (bulb not supplied)-230V	mains voltage LED	E27 bulb silver crowned	3x7W 21W	1800	2700	>80	F	-	IGBT/Triac*
PK52LG / gold shade / grey braided cables / nickel base										
PK52LS / silver shade / grey braided cables / nickel base										

weight 3 kg

p. 153

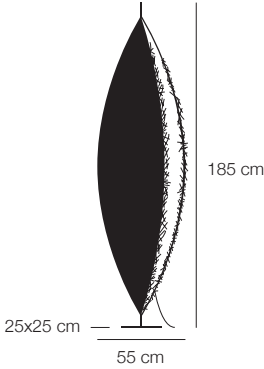


### Malagolina / table lamp

	voltage	source	type	watt	lumen	K	CRI	en. class	driver/transformer	dimming
PKM10LN / natural shade / nickel base and structure / blue wire / black dimmer	110-240V	constant current LED 350 mA	LED board	2x1W 2W	298	2700	85	D	constant current plug driver**	push included (memory last step)
PKM10LW / white shade / nickel base and structure / blue wire / black dimmer										
PKM10LG / gold shade / nickel base and structure / blue wire / black dimmer										
PKM10LS / silver shade / nickel base and structure / blue wire / black dimmer										



p. 156

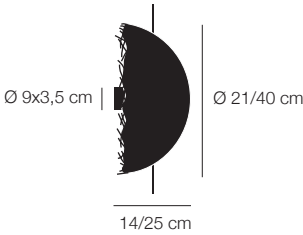


PostKrisi 100 / standing lamp

	voltage	source	type	watt	lumen	K	CRI	en. class	driver/transformer	dimming
PKF100W / white shade / nickel base and structure / black wires / black dimmer	110-240V	constant current LED 350 mA	LED board	8x1W 8W	1192	2700	85	D	constant current plug driver**	push included (memory last step)
PKF100G / gold shade / nickel base and structure / black wires / black dimmer										
PKF100S / silver shade / nickel base and structure / black wires / black dimmer										



p. 158

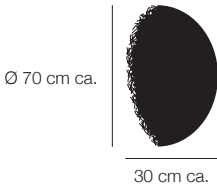


PostKrisi 21 / 40 / wall lamp

	voltage	source	type	watt	lumen	K	CRI	en. class	driver/transformer	dimming
PKP21LN / PostKrisi W 21 / shade Ø 21 cm natural / nickel base	110-240V	constant current LED 350 mA	LED board	2x1W 2W	298	2700	85	D	constant current driver	NO
PKP21LW / PostKrisi W 21 / shade Ø 21 cm white / nickel base										
PKP21LG / PostKrisi W 21 / shade Ø 21 cm gold / nickel base										
PKP21LS / PostKrisi W 21 / shade Ø 21 cm silver / nickel base										
PKP40LW / PostKrisi W 40 / shade Ø 40 cm white / nickel base										
PKP40LG / PostKrisi W 40/ shade Ø 40 cm gold / nickel base										
PKP40LS / PostKrisi W 40 / shade Ø 40 cm silver / nickel base										

Ø 21 cm: rod H 22 cm  
Ø 40 cm: rod H 60 cm

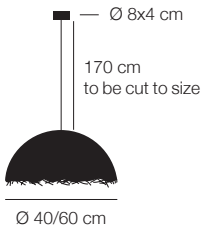
p. 161



PostKrisi 70 / ceiling or wall lamp

	voltage	source	type	watt	lumen	K	CRI	en. class	driver/transformer	dimming
PKCW7LVOG / gold shade	230V (available 110V DALI dimmable)	constant current LED 450 mA	COB LED	1x15W	2187	2700	>80	D	constant current driver	Triac
PKCW7LVOS / silver shade										

p. 162



PostKrisi 49 / pendant lamp

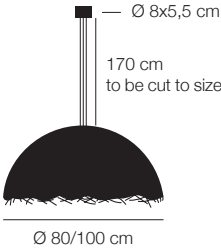
	voltage	source	type	watt	lumen	K	CRI	en. class	driver/transformer	dimming
PK494LWG / shade Ø 40 cm white/gold / white braided cable / white base	110V (bulb not supplied)-230V	mains voltage LED	E27 bulb silver crowned	1x7W	600	2700	>80	F	-	IGBT/Triac*
PK494LWS / shade Ø 40 cm white/silver / white braided cable / white base										
PK496LWG / shade Ø 60 cm white/gold / white braided cable / white base										
PK496LWS / shade Ø 60 cm white/silver / white braided cable / white base										

weight: Ø 40 cm 1 kg / Ø 60 cm 1,5 kg





p. 162

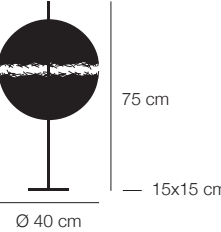


PostKrisi 49 / pendant lamp

	voltage	source	type	watt	lumen	K	CRI	en. class	driver/transformer	dimming
PK498LWG / shade Ø 80 cm white/gold / white braided cable / white base	110V (bulbs not supplied)-230V	mains voltage LED	E27 bulb silver crowned	3x7W 21W	1800	2700	>80	F	-	IGBT/Triac*
PK498LWS / shade Ø 80 cm white/silver / white braided cable / white base										
PK4910LWG / shade Ø 100 cm white/gold / white braided cable / white base										
PK4910LWS / shade Ø 100 cm white/silver / white braided cable / white base										

weight: Ø 80 cm 2,8 kg / Ø 100 cm 3 kg

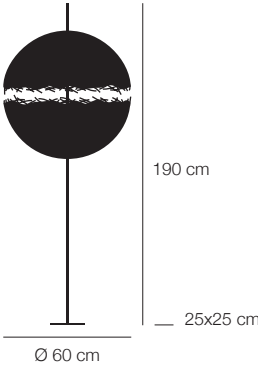
p. 165



PostKrisi 61 / table lamp

	voltage	source	type	watt	lumen	K	CRI	en. class	driver/transformer	dimming
PK61LN / natural shades / black base / brass rod / black cable and dimmer	110V (bulbs not supplied)-230V	mains voltage LED	E27 bulb	3x8W 24W	2700	2700	>80	E	-	push included (memory last step)
PK61LNNC / natural shades / nickel rod and base / black cable and dimmer										
PK61LW / white shades / black base / brass rod / black cable and dimmer										
PK61LWNC / white shades / nickel rod and base / black cable and dimmer										

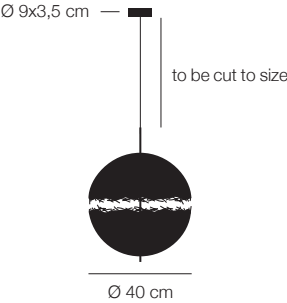
p. 166



PostKrisi 64 / standing lamp

	voltage	source	type	watt	lumen	K	CRI	en. class	driver/transformer	dimming
PK64LN / natural shades / black base / brass rod / black cable and dimmer	110V (bulbs not supplied)-230V	mains voltage LED	E27 bulb	3x8W 24W	2700	2700	>80	E	-	push included (memory last step)
PK64LNNC / natural shades / nickel rod and base / black cable and dimmer										
PK64LW / white shades / black base / brass rod / black cable and dimmer										
PK64LWNC / white shades / nickel rod and base / black cable and dimmer										

p. 168



PostKrisi 65 / pendant lamp

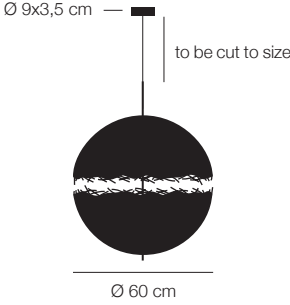
	voltage	source	type	watt	lumen	K	CRI	en. class	driver/transformer	dimming
PK65LN / shades Ø 40 cm natural / brass structure / black cable and base	110V (bulbs not supplied)-230V	mains voltage LED	E27 bulb	3x8W 24W	2700	2700	>80	E	-	IGBT/Triac*
PK65LNNC / shades Ø 40 cm natural / nickel structure and base / black cable										
PK65LW / shades Ø 40 cm white / brass structure / black cable and base										
PK65LWNC / shades Ø 40 cm white / nickel structure and base / black cable										

H 200 cm / H rod 63 cm / weight 2,5 kg





p. 168

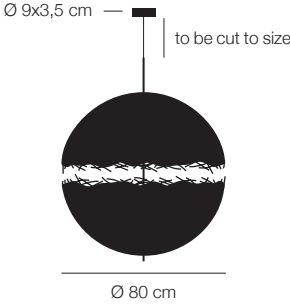


H 210 cm / H rod 83 cm / weight 3,5 kg

PostKrisi 66 / pendant lamp

	voltage	source	type	watt	lumen	K	CRI	en. class	driver/transformer	dimming
PK66LN / shades Ø 60 cm natural / brass structure / black cable and base	110V (bulbs not supplied)-230V	mains voltage LED	E27 bulb	3x8W 24W	2700	2700	>80	E	-	IGBT/Triac*
PK66LNNC / shades Ø 60 cm natural / nickel structure and base / black cable										
PK66LW / shades Ø 60 cm white / brass structure / black cable and base										
PK66LWNC / shades Ø 60 cm white / nickel structure and base / black cable										

p. 168



H 220 cm / H rod 100 cm / weight 5 kg

PostKrisi 67 / pendant lamp

	voltage	source	type	watt	lumen	K	CRI	en. class	driver/transformer	dimming
PK67LN / shades Ø 80 cm natural / brass structure / black cable and base	110V (bulbs not supplied)-230V	mains voltage LED	E27 bulb	3x8W 24W	2700	2700	>80	E	-	IGBT/Triac*
PK67LNNC / shades Ø 80 cm natural / nickel structure and base / black cable										
PK67LW / shades Ø 80 cm white / brass structure / black cable and base										
PK67LWNC / shades Ø 80 cm white / nickel structure and base / black cable										

p. 170



PostKrisi Chandelier / pendant lamp

CPK3QLVO / satin steel base 30x30 cm / 3xPK14 / H 180 cm	110V or 230V	constant voltage 24V LED	LED board	6x1,1W 6,6W	378	2700	90	G	constant voltage driver	Triac***	
CPK5QLVO / satin steel base 30x30 cm / 5xPK14 / H 180 cm				10x1,1W 11W	630						
CPK7CLVO / satin steel base Ø 40 cm / 7xPK14 / H 180 cm				14x1,1W 15,4W	882						
CPK7QLVO / satin steel base 60x60 cm / 7xPK14 / H 180 cm											
CPK7RLVO / satin steel base 90x30 cm / 3xPK20 - 4xPK14 / H 180 cm				20x1,1W 22W	1260						
CPK10CLVO / satin steel base Ø 78 cm / 4xPK20 - 6xPK14 / H 300 cm				40x1,1W 44W	2520						
CPK20CLVO / satin steel base Ø 78 cm / 8xPK20 - 12xPK14 / H 300 cm											

PK14 = PostKrisi sphere Ø 14 cm natural with jack  
PK20 = PostKrisi sphere Ø 20 cm natural with jack





Fil de Fer

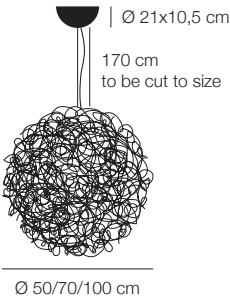
[ *Finishes* ] // **Nickel coating** (metal plating process) is chosen by the designer for its elegant and warm finish. To prevent any natural oxidation process, it requires regular cleaning. In alternative to nickel coating, customized finishes (i.e. chrome plating) can be provided upon request. / **Rough iron** (untreated metal) is chosen by the designer specifically because of its uniqueness and its natural ageing property. The appearance of any uneven rust patches does not constitute a defect, since it is a typical sign of the ageing process, which might be considerably accelerated in conditions of high humidity or direct exposure to outdoor weathering. / **Satin Steel** - the standard modular metal bases are composed of a satin steel plate mounted on a white lacquered metal frame and fixed to it by nickel square-head screws. On request we can supply the plate white matt lacquered as the frame or in different RAL colours

[ *Cables* ] // **( s )** suspension cable. / **( el )** electrical cable.



[ *Note* ] // The **lumen** value refers to the rated lumen output of the light source; for the lamp's output please refer to our bim files (see website).


p. 177



Fil de Fer / pendant lamp	voltage	source	type	watt	lumen	K	CRI	en. class	driver/transformer	dimming
F5SL / Ø 50 cm aluminium / steel cable <sup>(s)</sup> / grey braided cable <sup>(el)</sup> / nickel base	230V (110V available with not dimmable driver)	low voltage LED 12Vdc	G4 bulb	12x0,8W 9,6W	828	2700	80	G	constant voltage driver	Triac
F5SLG / Ø 50 cm matt gold anodized / steel cable <sup>(s)</sup> / gold braided cable <sup>(el)</sup> / gold-plated base				18x0,8W 14,4W	1242					
F7SL / Ø 70 cm aluminium / steel cable <sup>(s)</sup> / grey braided cable <sup>(el)</sup> / nickel base				24x0,8W 19,2W	1656					
F7SLG / Ø 70 cm matt gold anodized / steel cable <sup>(s)</sup> / gold braided cable <sup>(el)</sup> / gold-plated base										
F10SL / Ø 100 cm aluminium / steel cable <sup>(s)</sup> / grey braided cable <sup>(el)</sup> / nickel base										
F10SLG / Ø 100 cm matt gold anodized / steel cable <sup>(s)</sup> / gold braided cable <sup>(el)</sup> / gold-plated base										

weight: Ø 50 8 kg / Ø 70 10 kg / Ø 100 16 kg

p. 181

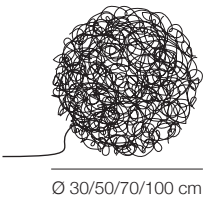


Nuvola / pendant lamp	voltage	source	type	watt	lumen	K	CRI	en. class	driver/transformer	dimming
FNVAL / mod. A / aluminium / steel cables <sup>(s)</sup> / grey braided cable <sup>(el)</sup> / nickel base	110V* or 230V	low voltage LED 12Vdc	G4 bulb	24x0,8W 19,2W	1656	2700	80	G	constant voltage driver	Triac
FNVEL / mod. E / aluminium / steel cables <sup>(s)</sup> / grey braided cable <sup>(el)</sup> / nickel base				36x0,8W 28,8W	2484					
FNVFL / mod. F / aluminium / steel cables <sup>(s)</sup> / grey braided cable <sup>(el)</sup> / nickel base				44x0,8W 35,2W	3036					

\* mod. A 110V available with not dimmable driver  
Further dimensions and gold finish available on request.

mod. A / 120x50x H 35 cm / weight 10 kg  
mod. E / 200x80x H 50 cm / weight 14 kg  
mod. F / 240x140x H 50 cm / weight 21 kg  
cables 170 cm to be cut to size

p. 185




Fil de Fer / floor lamp	voltage	source	type	watt	lumen	K	CRI	en. class	driver/transformer	dimming
F3L / Ø 30 cm aluminium / grey braided cable / black dimmer	110-240V	low voltage LED 12Vdc	G4 bulb	8x0,8W 6,4W	552	2700	80	G	constant voltage plug driver	push included (memory last step)
F3LG / Ø 30 cm gold / gold braided cable / black dimmer				10x0,8W 8W	690					
F5L / Ø 50 cm aluminium / grey braided cable / black dimmer				15x0,8W 12W	1035					
F5LG / Ø 50 cm gold / gold braided cable / black dimmer				20x0,8W 16W	1380					
F7L / Ø 70 cm aluminium / grey braided cable / black dimmer										
F7LG / Ø 70 cm gold / gold braided cable / black dimmer										
F10L / Ø 100 cm aluminium / grey braided cable / black dimmer										
F10LG / Ø 100 cm gold / gold braided cable / black dimmer										

12V cable: 170 cm / plug cable: 180 cm



p. 189

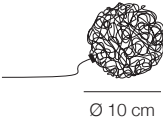


Sweet Light Chandelier / pendant lamp

	voltage	source	type	watt	lumen	K	CRI	en. class	driver/transformer	dimming
CSL3QL / 3x Sweet Light Ø 10 cm / satin base 30x30 cm / H 180 cm	110V or 230V	low voltage LED 12Vdc	G4 bulb	3x0,8W 2,4W	207	2700	80	G	low voltage driver	NO
CSL5QL / 5x Sweet Light Ø 10 cm / satin base 30x30 cm / H 180 cm	230V (110V available with not dimmable driver)	low voltage LED 12Vdc	G4 bulb	5x0,8W 4W	345	2700	80	G	constant voltage driver	Triac
CSL7CL / 7x Sweet Light Ø 10 cm / satin base Ø 40 cm / H 180 cm				7x0,8W 5,6W	483					
CSL7QL / 7x Sweet Light Ø 10 cm / satin base 60x60 cm / H 180 cm				10x0,8W 8W	690					
CSL10CL / 10x Sweet Light Ø 10 cm / satin base Ø 78 cm / H 180 cm				15x0,8W 12W	1035					
CSL15QL / 15x Sweet Light Ø 10 cm / satin base 60x60 cm / H 300 cm				20x0,8W 16W	1380					
CSL20CL / 20x Sweet Light Ø 10 cm / satin base Ø 78 cm / H 300 cm				35x0,8W 28W	2415					
CSL35CL / 35x Sweet Light Ø 10 cm / satin base Ø 78 cm / H 400 cm										

Standard version with aluminium Sweet Light spheres.

p. 190



Sweet Light / table lamp

	voltage	source	type	watt	lumen	K	CRI	en. class	driver/transformer	dimming
SLL / Ø 10 cm aluminium / blue wire	110-240V	low voltage LED 12Vdc	G4 bulb	1x0,8W	69	2700	80	G	constant voltage plug driver	push included (memory last step)
SLLBR / Ø 10 cm brass / blue wire										
SLLS / Ø 10 cm silver / blue wire										

cable: 250 cm

p. 193



Uomo della Luce S / table lamp

	voltage	source	type	watt	lumen	K	CRI	en. class	driver/transformer	dimmer
USL / rough iron structure / sphere Ø 10 cm aluminium / black dimmer / black wires	110-240V	low voltage LED 12Vdc	G4 bulb	1x0,8W	69	2700	80	G	constant voltage plug driver	push included (memory last step)



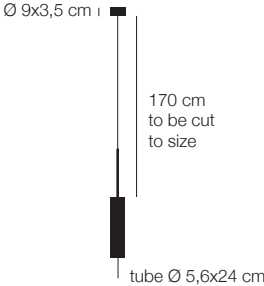


Lucenera

[ *Finishes* ] // **Nickel coating** (metal plating process) is chosen by the designer for its elegant and warm finish. To prevent any natural oxidation process, it requires regular cleaning. In alternative to nickel coating, customized finishes (i.e. chrome plating) can be provided upon request. / **Carbon tubes**. The production of the tubes is partially craftmade. Any imperfection in the texture is a peculiarity of the product and sign of craftsmanship. The quality of the tubes is guaranteed by using LED bulbs only, preferably with the max wattage included in our standard products.

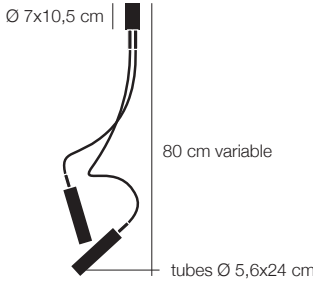
[ *Note* ] // The **lumen** value refers to the rated lumen output of the light source; for the lamp's output please refer to our bim files (see website). / ( **\*** ) LED bulbs can be dimmed using compatible dimmers, which have been tested specifically for dimming very low loads. The manufacturers of LED bulbs are required to draw up a list of suggested dimmers for the dimming of their products, with an indication of the maximum number of bulbs dimmable with the various types of dimmer.

p. 197



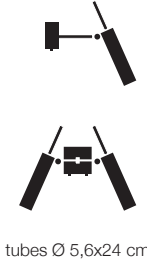
Lucenera 504 / pendant lamp	voltage	source	type	watt	lumen	K	CRI	en. class	driver/transformer	dimming
L504L / black tube and base / metal braided cable / nickel details	110V (bulb not supplied)-230V	mains voltage LED	GU10 bulb	1x5,5W	375	3000	>90	G	-	IGBT/Triac*
L504LW / white tube and base / metal braided cable / nickel details										

p. 198



Lucenera 206 / ceiling lamp	voltage	source	type	watt	lumen	K	CRI	en. class	driver/transformer	dimming
L20680L / black tubes/base/flexible pipes / nickel details	110V (bulbs not supplied)-230V	mains voltage LED	GU10 bulb	2x5,5W 11W	750	3000	>90	G	-	IGBT/Triac*
L20680LW / white tubes/base/flexible pipes / nickel details										

p. 199-201

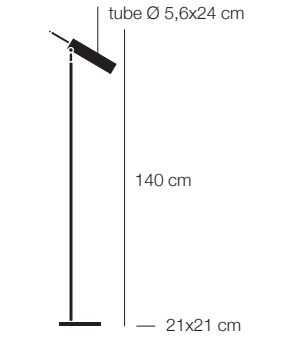


Lucenera 502 / 503 / wall lamp	voltage	source	type	watt	lumen	K	CRI	en. class	driver/transformer	dimming
L502L / Lucenera 502 / black tube/base/rod / nickel details	110V (bulb not supplied)-230V	mains voltage LED	GU10 bulb	1x5,5W	375	3000	>90	G	-	NO on/off switch included
L502LW / Lucenera 502 / white tube/base/rod / nickel details										
L503L / Lucenera 503 / black tubes/base/rods / nickel details	110V (bulbs not supplied)-230V	mains voltage LED	GU10 bulb	2x5,5W 11W	750	3000	>90	G	-	NO on/off switch included
L503LW / Lucenera 503 / white tubes/base/rods / nickel details										

base 10x10x3,5 cm  
H ledge 35/50 cm



p. 202

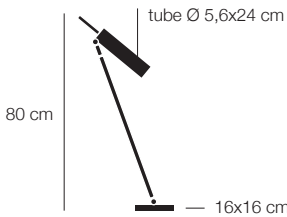


Lucenera 506 / standing lamp

	voltage	source	type	watt	lumen	K	CRI	en. class	driver/transformer	dimmer
L506L / black tube/base/stand / nickel details	110V (bulb not supplied)-230V	mains voltage LED	GU10 bulb	1x5,5W	375	3000	>90	G	-	included (memory last step)
L506LW / white tube/base/stand / nickel details										



p. 203



Lucenera 500 / table lamp

	voltage	source	type	watt	lumen	K	CRI	en. class	driver/transformer	dimmer
L500L / black tube/base/stand / nickel details	230V (110V available with on/off - bulb not supplied)	mains voltage LED	GU10 bulb	1x5,5W	375	3000	>90	G	-	included (memory 0%)
L500LW / white tube/base/stand / nickel details										

## Stchu-Moon

[ *Finishes* ] // **Rough iron** (untreated metal) is chosen by the designer specifically because of its uniqueness and its natural ageing property. The appearance of any uneven rust patches does not constitute a defect, since it is a typical sign of the ageing process, which might be considerably accelerated in conditions of high humidity or direct exposure to outdoor weathering. / **Nickel coating** (metal plating process) is chosen by the designer for its elegant and warm finish. To prevent any natural oxidation process, it requires regular cleaning. In alternative to nickel coating, customized finishes (i.e. chrome plating) can be provided upon request.

[ *Cables* ] // ( **s** ) suspension cable. / ( **el** ) electrical cable.

[ *Note* ] // The **lumen** value refers to the rated lumen output of the light source; for the lamp's output please refer to our bim files (see website). / ( **\*** ) LED bulbs can be dimmed using compatible dimmers, which have been tested specifically for dimming very low loads. The manufacturers of LED bulbs are required to draw up a list of suggested dimmers for the dimming of their products, with an indication of the maximum number of bulbs dimmable with the various types of dimmer. / ( **\*\*** ) The plug driver 110-240V is supplied with the electrical plug suitable for the market of reference only. Please specify in stage of order if the destination of the product differs from your standard.

p. 207



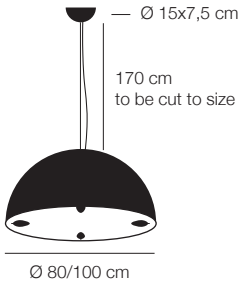
Stchu-Moon 02 / pendant lamp

	voltage	source	type	watt	lumen	K	CRI	en. class	driver/transformer	dimming
SM24LS / Ø 40 cm silver (exterior black) / steel spoons / black cable and base	230V (110V available on request)	constant voltage 24V	LED board	2x3,9W 7,8W	840	2700	80	F	constant voltage driver	Triac
SM24LG / Ø 40 cm gold (exterior black) / steel spoons / black cable and base										
SM24LC / Ø 40 cm copper (exterior black) / steel spoons / black cable and base										
SM26LS / Ø 60 cm silver (exterior black) / steel spoons / black cable and base										
SM26LG / Ø 60 cm gold (exterior black) / steel spoons / black cable and base										
SM26LC / Ø 60 cm copper (exterior black) / steel spoons / black cable and base										

weight: Ø 40 cm 2 kg / Ø 60 cm 3,5 kg



p. 207



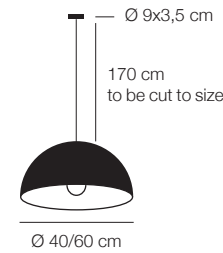
weight: Ø 80 cm 6,5 kg / Ø 100 cm 7,5 kg

Stchu-Moon 02 / pendant lamp

- SM28LS / Ø 80 cm silver (exterior black) / steel spoons / steel cable<sup>(6)</sup> / black cable<sup>(6)</sup> and base
- SM28LG / Ø 80 cm gold (exterior black) / steel spoons / steel cable<sup>(6)</sup> / black cable<sup>(6)</sup> and base
- SM28LC / Ø 80 cm copper (exterior black) / steel spoons / steel cable<sup>(6)</sup> / black cable<sup>(6)</sup> and base
- SM210LS / Ø 100 cm silver (exterior black) / steel spoons / steel cable<sup>(6)</sup> / black cable<sup>(6)</sup> and base
- SM210LG / Ø 100 cm gold (exterior black) / steel spoons / steel cable<sup>(6)</sup> / black cable<sup>(6)</sup> and base
- SM210LC / Ø 100 cm copper (exterior black) / steel spoons / steel cable<sup>(6)</sup> / black cable<sup>(6)</sup> and base



p. 209

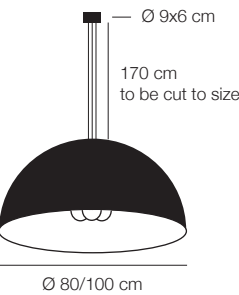


weight: Ø 40 cm 1,8 kg / Ø 60 cm 2,8 kg

Stchu-Moon 02 / pendant lamp with bulbs

- SM24230LS / Ø 40 cm silver (exterior black) / black cable / nickel base
- SM24230LG / Ø 40 cm gold (exterior black) / black cable / nickel base
- SM24230LC / Ø 40 cm copper (exterior black) / black cable / nickel base
- SM26230LS / Ø 60 cm silver (exterior black) / black cable / nickel base
- SM26230LG / Ø 60 cm gold (exterior black) / black cable / nickel base
- SM26230LC / Ø 60 cm copper (exterior black) / black cable / nickel base

p. 209

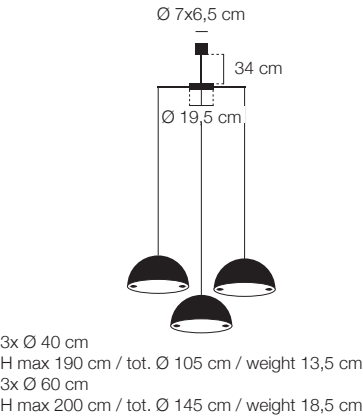


weight: Ø 80 cm 6,5 kg / Ø 100 cm 7,5 kg

Stchu-Moon 02 / pendant lamp with bulbs

- SM28230LS / Ø 80 cm silver (exterior black) / black cables / nickel base
- SM28230LG / Ø 80 cm gold (exterior black) / black cables / nickel base
- SM28230LC / Ø 80 cm copper (exterior black) / black cables / nickel base
- SM210230LS / Ø 100 cm silver (exterior black) / black cables / nickel base
- SM210230LG / Ø 100 cm gold (exterior black) / black cables / nickel base
- SM210230LC / Ø 100 cm copper (exterior black) / black cables / nickel base

p. 210



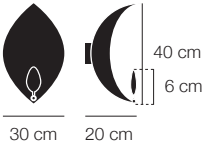
3x Ø 40 cm  
H max 190 cm / tot. Ø 105 cm / weight 13,5 cm  
3x Ø 60 cm  
H max 200 cm / tot. Ø 145 cm / weight 18,5 cm

Stchu-Moon Chandelier / pendant lamp

- SM234LS / Ø 40 cm silver (exterior black) / steel spoons / black cables and structure
- SM234LG / Ø 40 cm gold (exterior black) / steel spoons / black cables and structure
- SM234LC / Ø 40 cm copper (exterior black) / steel spoons / black cables and structure
- SM236LS / Ø 60 cm silver (exterior black) / steel spoons / black cables and structure
- SM236LG / Ø 60 cm gold (exterior black) / steel spoons / black cables and structure
- SM236LC / Ø 60 cm copper (exterior black) / steel spoons / black cables and structure



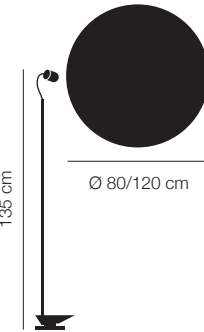
p. 215



Stchu-Moon 05 / wall lamp

	voltage	source	type	watt	lumen	K	CRI	en. class	driver/transformer	dimming
SM5LS / silver (exterior white) / steel spoon / white base	230V (110V available 1...10V or push dimm.)	constant voltage 24V	LED board	1x3,9W	420	2700	80	F	constant voltage driver	Triac
SM5LG / gold (exterior white) / steel spoon / white base										
SM5LC / copper (exterior white) / steel spoon / white base										

p. 216

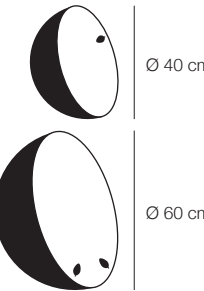


Stchu-Moon 08 / wall/standing lamp

	voltage	source	type	watt	lumen	K	CRI	en. class	driver/transformer	dimming
SM88LS / Ø 80 cm silver (exterior grey matt) / nickel light structure / black anvil	110-240V	low voltage LED 12V	GU5.3 bulb	1x7,5W	630	3000	90	F	constant voltage plug driver**	push included (memory last step)
SM88LG / Ø 80 cm gold (exterior grey matt) / nickel light structure / black anvil										
SM88LC / Ø 80 cm copper (exterior grey matt) / nickel light structure / black anvil										
SM812LS / Ø 120 cm silver (exterior grey matt) / nickel light structure / black anvil										
SM812LG / Ø 120 cm gold (exterior grey matt) / nickel light structure / black anvil										
SM812LC / Ø 120 cm copper (exterior grey matt) / nickel light structure / black anvil										

H recommended distance  
from lamp to disc 25 cm ca

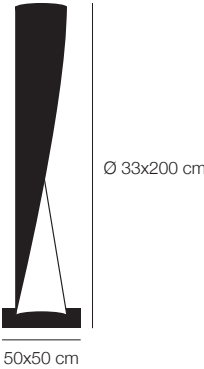
p. 218



Stchu-Moon 01 / floor lamp

SM14LS / Ø 40 cm silver (ext. black) / steel spoon / metal braided cable / black dimmer/cable	110-240V	constant voltage 24V	LED board	1x3,9W	420	2700	80	F	constant voltage plug driver**	push included (memory last step)					
SM14LG / Ø 40 cm gold (ext. black) / steel spoon / metal braided cable / black dimmer/cable															
SM14LC / Ø 40 cm copper (ext. black) / steel spoon / metal braided cable / black dimmer/cable															
SM16LS / Ø 60 cm silver (ext. black) / steel spoons / metal braided cable / black dimmer/cable				2x3,9W 7,8W	840										
SM16LG / Ø 60 cm gold (ext. black) / steel spoons / metal braided cable / black dimmer/cable															
SM16LC / Ø 60 cm copper (ext. black) / steel spoons / metal braided cable / black dimmer/cable															

p. 221

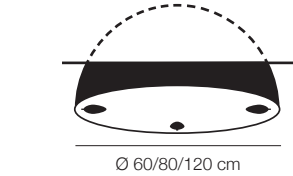


Stchu-Moon 09 / standing lamp

	voltage	source	type	watt	lumen	K	CRI	en. class	driver/transformer	dimming
SM9LS / silver (rough iron ext.) / steel spoons / metal braided cable / black dimmer/cable	110-240V	constant voltage 24V (1x candle included)	LED board	2x3,9W 7,8W	840	2700	80	F	constant voltage plug driver**	push included (memory last step)
SM9LG / gold (rough iron ext.) / steel spoons / metal braided cable / black dimmer/cable										
SM9LC / copper (rough iron ext.) / steel spoons / metal braided cable / black dimmer/cable										








Stchu-Moon SR / semi-recessed lamp for plasterboard ceiling

	voltage	source	type	watt	lumen	K	CRI	en. class	driver/transformer	dimming
SMSI6BG / Ø 60 cm gold (ext. black) / steel spoon	-	constant voltage 24V	LED board	3x3,9W 11,7W	1260	2700	80	F	constant voltage driver not included – available on request	-
SMSI8BG / Ø 80 cm gold (ext. black) / steel spoon				4x3,9W 15,6W	1680					
SMSI12BG / Ø 120 cm gold (ext. black) / steel spoon										

Silver and copper finish available on request.

Ø 60 cm: hole Ø 52 cm / max depth 15 cm  
Ø 80 cm: hole Ø 69 cm / max depth 20 cm  
Ø 120 cm: hole Ø 104 cm / max depth 30 cm

p. 223



Stchu-Moon R / recessed lamp for plasterboard ceiling

	voltage	source	type	watt	lumen	K	CRI	en. class	driver/transformer	dimming
SMI14S / Ø 14 cm silver (bulb not included)	-	mains voltage	GU10 bulb not included	-	-	-	-	-	-	-
SMI14G / Ø 14 cm gold (bulb not included)										
SMI14C / Ø 14 cm copper (bulb not included)										
LS4 / LED bulb	230V	mains voltage LED	GU10 bulb	5,5W	375	3000	>90	G	-	IGBT/Triac*

installation hole Ø 13 cm / depth 15 cm  
plasterboard thickness max 1,25 cm

p. 225



Pepita 102 / recessed lamp for plasterboard ceiling/wall

	voltage	source	type	watt	lumen	K	CRI	en. class	driver/transformer	dimming
P102 / white / gold	-	constant voltage 24V LED	LED board	1x1,7W	172	2700	>90	F	not included available on request	-

internal Ø 9,7 cm / external Ø 11 cm  
depth 5,5 cm / installation hole Ø 10,2 cm  
max plasterboard thickness 1,25 cm

p. 226



Pepita 65 / recessed lamp for plasterboard ceiling

	voltage	source	type	watt	lumen	K	CRI	en. class	driver/transformer	dimming
P65 / white / gold / transparent cover	-	constant voltage 24V LED	LED board	1x1,7W	172	2700	>90	F	not included available on request	-

internal Ø 5,9 cm / external Ø 8,9 cm  
depth 5,6 cm / installation hole Ø 6,5 cm  
max plasterboard thickness 1,25 cm



## Macchina della Luce

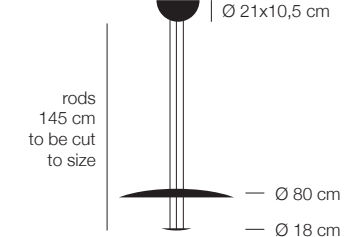
[ *Finishes* ] // **Nickel coating** (metal plating process) is chosen by the designer for its elegant and warm finish. To prevent any natural oxidation process, it requires regular cleaning. In alternative to nickel coating, customized finishes (i.e. chrome plating) can be provided upon request. / **Untreated brass** (an alloy of copper and zinc) is a very elegant finish, yellow-gold in colour, with an excellent corrosion resistance. We use it untreated, therefore it may oxidise with time. Regular cleaning helps preserving its original appearance and slow down the ageing process, which might be anyway accelerated by the weather, frequent handling or conditions of high humidity.



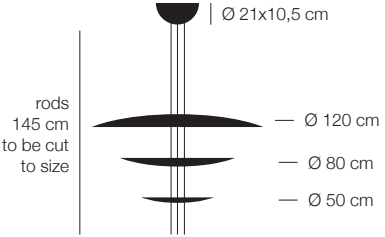
[ *Note* ] // The **lumen** value refers to the rated lumen output of the light source; for the lamp's output please refer to our bim files (see website). / ( **\*** ) LED bulbs can be dimmed using compatible dimmers, which have been tested specifically for dimming very low loads. The manufacturers of LED bulbs are required to draw up a list of suggested dimmers for the dimming of their products, with an indication of the maximum number of bulbs dimmable with the various types of dimmer.

	Macchina della Luce mod. A / pendant lamp	voltage	source	type	watt	lumen	K	CRI	en. class	driver/transformer	dimming
	MALG / discs Ø 80-50-30-18 cm / gold / nickel base / brass rods	230V	constant voltage 24V	LED board	7x6W 42W	4410	2700	80	F	constant voltage driver	Triac
	MALS / discs Ø 80-50-30-18 cm / silver / nickel base / aluminium rods										
	MALC / discs Ø 80-50-30-18 cm / copper / nickel base / brass rods										
	MALG110V / discs Ø 80-50-30-18 cm / gold / nickel base / brass rods	110V	constant voltage 24V	LED board	7x6W 42W	4410	2700	80	F	constant voltage driver	Triac
	MALS110V / discs Ø 80-50-30-18 cm / silver / nickel base / aluminium rods										
	MALC110V / discs Ø 80-50-30-18 cm / copper / nickel base / brass rods										

weight 10 kg / rods 300 cm available on request

	Macchina della Luce mod. B / pendant lamp	voltage	source	type	watt	lumen	K	CRI	en. class	driver/transformer	dimming
	MBLG / discs Ø 80-18 cm / gold / nickel base / brass rods	230V	constant voltage 24V	LED board	2x6W 12W	1260	2700	80	F	constant voltage driver	Triac
	MBLS / discs Ø 80-18 cm / silver / nickel base / aluminium rods										
	MBLC / discs Ø 80-18 cm / copper / nickel base / brass rods										
	MBLG110V / discs Ø 80-18 cm / gold / nickel base / brass rods	110V	constant voltage 24V	LED board	2x6W 12W	1260	2700	80	F	constant voltage driver	Triac
	MBLS110V / discs Ø 80-18 cm / silver / nickel base / aluminium rods										
	MBLC110V / discs Ø 80-18 cm / copper / nickel base / brass rods										

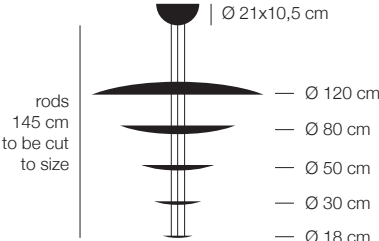
weight 6 kg / rods 300 cm available on request

	Macchina della Luce mod. C / pendant lamp	voltage	source	type	watt	lumen	K	CRI	en. class	driver/transformer	dimming
	MCLG / discs Ø 120 (flying leaf)-80-50 cm / gold / nickel base / brass rods	230V	constant voltage 24V	LED board	7x6W 42W	4410	2700	80	F	constant voltage driver	Triac
	MCLS / discs Ø 120 (flying leaf)-80-50 cm / silver / nickel base / aluminium rods										
	MCLC / discs Ø 120 (flying leaf)-80-50 cm / copper / nickel base / brass rods										
	MCLG110V / discs Ø 120 (flying leaf)-80-50 cm / gold / nickel base / brass rods	110V	constant voltage 24V	LED board	7x6W 42W	4410	2700	80	F	constant voltage driver	Triac
	MCLS110V / discs Ø 120 (flying leaf)-80-50 cm / silver / nickel base / aluminium rods										
	MCLC110V / discs Ø 120 (flying leaf)-80-50 cm / copper / nickel base / brass rods										

weight 13 kg / rods 300 cm available on request

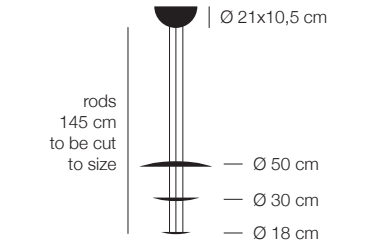


p. 231



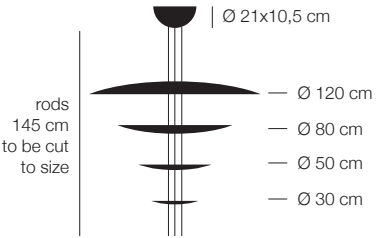
Macchina della Luce mod. D / pendant lamp	voltage	source	type	watt	lumen	K	CRI	en. class	driver/transformer	dimming
MDLG / discs Ø 120 (flying leaf)-80-50-30-18 cm / gold / nickel base / brass rods	230V	constant voltage 24V	LED board	10x6W 60W	6300	2700	80	F	constant voltage driver	Triac
MDLS / discs Ø 120 (flying leaf)-80-50-30-18 cm / silver / nickel base / aluminium rods										
MDLC / discs Ø 120 (flying leaf)-80-50-30-18 cm / copper / nickel base / brass rods										
MDLG110V / discs Ø 120 (flying leaf)-80-50-30-18 cm / gold / nickel base / brass rods	110V	constant voltage 24V	LED board	8x6W 48W	5040	2700	80	F	constant voltage driver	Triac
MDLS110V / discs Ø 120 (flying leaf)-80-50-30-18 cm / silver / nickel base / aluminium rods										
MDLC110V / discs Ø 120 (flying leaf)-80-50-30-18 cm / copper / nickel base / brass rods										

weight 16 kg / rods 300 cm available on request



Macchina della Luce mod. E / pendant lamp	voltage	source	type	watt	lumen	K	CRI	en. class	driver/transformer	dimming
MELG / discs Ø 50-30-18 cm / gold / nickel base / brass rods	230V	constant voltage 24V	LED board	4x6W 24W	2520	2700	80	F	constant voltage driver	Triac
MELS / discs Ø 50-30-18 cm / silver / nickel base / aluminium rods										
MELC / discs Ø 50-30-18 cm / copper / nickel base / brass rods										
MELG110V / discs Ø 50-30-18 cm / gold / nickel base / brass rods	110V	constant voltage 24V	LED board	4x6W 24W	2520	2700	80	F	constant voltage driver	Triac
MELS110V / discs Ø 50-30-18 cm / silver / nickel base / aluminium rods										
MELC110V / discs Ø 50-30-18 cm / copper / nickel base / brass rods										

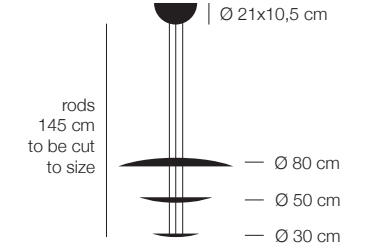
weight 6 kg / rods 300 cm available on request



Macchina della Luce mod. F / pendant lamp	voltage	source	type	watt	lumen	K	CRI	en. class	driver/transformer	dimming
MFLG / discs Ø 120 (flying leaf)-80-50-30 cm / gold / nickel base / brass rods	230V	constant voltage 24V	LED board	9x6W 54W	5670	2700	80	F	constant voltage driver	Triac
MFLS / discs Ø 120 (flying leaf)-80-50-30 cm / silver / nickel base / aluminium rods										
MFLC / discs Ø 120 (flying leaf)-80-50-30 cm / copper / nickel base / brass rods										
MFLG110V / discs Ø 120 (flying leaf)-80-50-30 cm / gold / nickel base / brass rods	110V	constant voltage 24V	LED board	8x6W 48W	5040	2700	80	F	constant voltage driver	Triac
MFLS110V / discs Ø 120 (flying leaf)-80-50-30 cm / silver / nickel base / aluminium rods										
MFLC110V / discs Ø 120 (flying leaf)-80-50-30 cm / copper / nickel base / brass rods										

weight 15 kg / rods 300 cm available on request

p. 234



Macchina della Luce mod. I / pendant lamp	voltage	source	type	watt	lumen	K	CRI	en. class	driver/transformer	dimming
MILG / discs Ø 80-50-30 cm / gold / nickel base / brass rods	230V	constant voltage 24V	LED board	5x6W 30W	3150	2700	80	F	constant voltage driver	Triac
MILS / discs Ø 80-50-30 cm / silver / nickel base / aluminium rods										
MILC / discs Ø 80-50-30 cm / copper / nickel base / brass rods										
MILG110V / discs Ø 80-50-30 cm / gold / nickel base / brass rods	110V	constant voltage 24V	LED board	5x6W 30W	3150	2700	80	F	constant voltage driver	Triac
MILS110V / discs Ø 80-50-30 cm / silver / nickel base / aluminium rods										
MILC110V / discs Ø 80-50-30 cm / copper / nickel base / brass rods										

weight 8 kg / rods 300 cm available on request



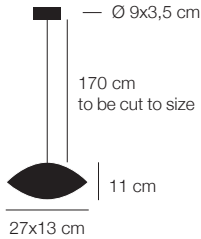
## Luci d'Oro

[ *Finishes* ] // **Nickel coating** (metal plating process) is chosen by the designer for its elegant and warm finish. To prevent any natural oxidation process, it requires regular cleaning. In alternative to nickel coating, customized finishes (i.e. chrome plating) can be provided upon request. / **Untreated brass** (an alloy of copper and zinc) is a very elegant finish, yellow-gold in colour, with an excellent corrosion resistance. We use it untreated, therefore it may oxidise with time. Regular cleaning helps preserving its original appearance and slow down the ageing process, which might be anyway accelerated by the weather, frequent handling or conditions of high humidity. / **Rough iron** (untreated metal) is chosen by the designer specifically because of its uniqueness and its natural ageing property. The appearance of any uneven rust patches does not constitute a defect, since it is a typical sign of the ageing process, which might be considerably accelerated in conditions of high humidity or direct exposure to outdoor weathering.



[ *Note* ] // The **lumen** value refers to the rated lumen output of the light source; for the lamp's output please refer to our bim files (see website). / ( **\*** ) LED bulbs can be dimmed using compatible dimmers, which have been tested specifically for dimming very low loads. The manufacturers of LED bulbs are required to draw up a list of suggested dimmers for the dimming of their products, with an indication of the maximum number of bulbs dimmable with the various types of dimmer. / ( **\*\*** ) Our LEDs can be dimmed by using compatible dimmers tested specifically to dim very low loads. We suggest checking the minimum load of the dimmer before installation.

p. 239



Malagola / mod. 27 / pendant lamp

ML27LG / gold / black base and cable

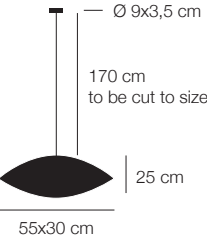
ML27LS / silver / black base and cable

ML27LC / copper / black base and cable

voltage	source	type	watt	lumen	K	CRI	en. class	driver/transformer	dimming
110-240V	constant current LED 210 mA	COB LED	1x2W	300	2700	>80	F	constant current driver	NO

weight 0,9 kg

p. 239



Malagola / mod. 55 / pendant lamp

ML55LG / gold / black-cloth cable / black base

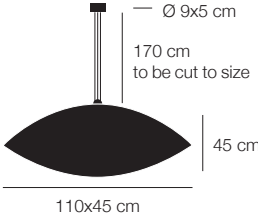
ML55LS / silver / black-cloth cable / black base

ML55LC / copper / black-cloth cable / black base

voltage	source	type	watt	lumen	K	CRI	en. class	driver/transformer	dimming
110V (bulb not supplied)-230V	mains voltage LED	E27 bulb silver crowned	1x7W	600	2700	>80	F	-	IGBT/Triac*

weight 1,7 kg

p. 239



Malagola / mod. 110 / pendant lamp

ML110LG / gold / black-cloth cable / black base

ML110LS / silver / black-cloth cable / black base

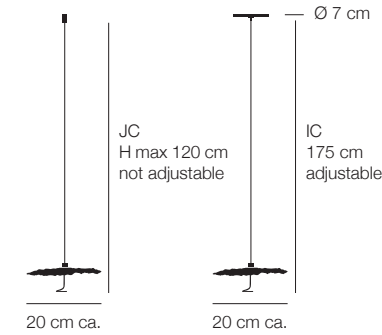
ML110LC / copper / black-cloth cable / black base

voltage	source	type	watt	lumen	K	CRI	en. class	driver/transformer	dimming
110V (bulbs not supplied)-230V	mains voltage LED	E27 bulb silver crowned	3x7W 21W	1800	2700	>80	F	-	IGBT/Triac*

weight 4,5 kg



p. 243



installation hole mod. JC Ø 1,25 cm  
installation hole mod. IC Ø 5,5 cm  
max plasterboard thickness 1,25 cm

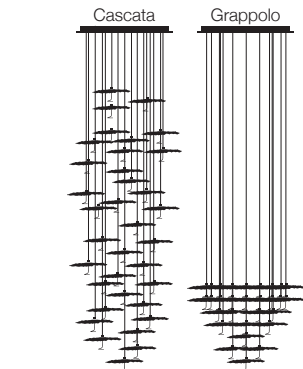
Gold Moon / mod. JC/IC / recessed pendant lamp for plasterboard ceiling

GMJCLVO / mod. JC / nickel jack connection / black wire / black/gold wrap shade / copper curl

GMICLVO / mod. IC / nickel plate with tensioner / black wire / black/gold wrap shade / copper curl



p. 244



base Ø 78 cm / shades Ø 20 cm ca. /  
H max 300 cm not adjustable

Gold Moon Chandelier / pendant lamp

Cascata

CGM20CLVO / satin steel base / 20x black/gold wrap shades / copper curls / nickel jack / black wires

CGM25CLVO / satin steel base / 25x black/gold wrap shades / copper curls / nickel jack / black wires

CGM35CLVO / satin steel base / 35x black/gold wrap shades / copper curls / nickel jack / black wires

Grappolo

CGM20CLVOG / satin steel base / 20x black/gold wrap shades / copper curls / nickel jack / black wires

CGM25CLVOG / satin steel base / 25x black/gold wrap shades / copper curls / nickel jack / black wires

CGM35CLVOG / satin steel base / 35x black/gold wrap shades / copper curls / nickel jack / black wires

Further base dimensions and finish (ie. white/silver - black/silver shades) available.

Gold Moon Chandelier with Spot Light / pendant lamp

Cascata

CGMSPL20CLVO / satin steel base / 17x GM / 3x SPL / copper curls / nickel jack / black wires

CGMSPL25CLVO / satin steel base / 22x GM / 3x SPL / copper curls / nickel jack / black wires

CGMSPL35CLVO / satin steel base / 29x GM / 6x SPL / copper curls / nickel jack / black wires

Grappolo

CGMSPL20CLVOG / satin steel base / 17x GM / 3x SPL / copper curls / nickel jack / black wires

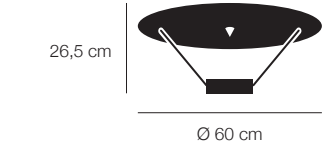
CGMSPL25CLVOG / satin steel base / 22x GM / 3x SPL / copper curls / nickel jack / black wires

CGMSPL35CLVOG / satin steel base / 29x GM / 6x SPL / copper curls / nickel jack / black wires

GM= black/gold shades Ø 20 cm / SPL= black/brass Spot Light

Further base dimensions and finish (ie. white/silver - black/silver shades) available.

p. 252



Disco / ceiling lamp

DSCLG / gold / polished aluminium and nickel details

DSCLS / silver / polished aluminium and nickel details

DSCLC / copper / polished aluminium and nickel details

DSCLW / white / polished aluminium and nickel details

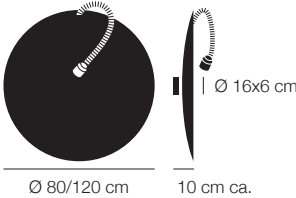


p. 253



Luna / wall lamp	voltage	source	type	watt	lumen	K	CRI	en. class	driver/transformer	dimming
LNW30G / gold / copper stick / brass flex	110V or 230V	constant current LED 350 mA	interch. LED	2x1W 2W	298	2700	85	D	constant current driver	NO
LNW30S / silver / copper stick / brass flex										
LNW30C / copper / copper stick / brass flex										

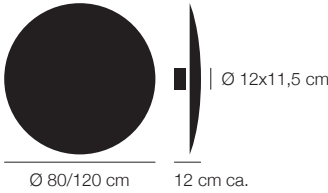
p. 254



Luna Piena / ceiling or wall lamp	voltage	source	type	watt	lumen	K	CRI	en. class	driver/transformer	dimming
LP80LG / Luna Piena 80 / gold flying leaf (exterior grey matt) / brass flex / white base	230V (110V available on request)	low voltage LED 12V	GU5.3	1x7,5W	630	3000	90	F	constant voltage driver	IGBT/Triac
LP80LS / Luna Piena 80 / silver flying leaf (exterior grey matt) / nickel flex / white base										
LP80LC / Luna Piena 80 / copper flying leaf (exterior grey matt) / brass flex / white base										
LP120LG / Luna Piena 120 / gold flying leaf (exterior grey matt) / brass flex / white base										
LP120LS / Luna Piena 120 / silver flying leaf (exterior grey matt) / nickel flex / white base										
LP120LC / Luna Piena 120 / copper flying leaf (exterior grey matt) / brass flex / white base										

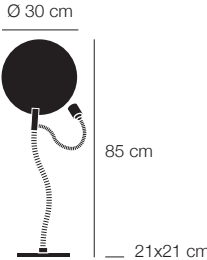
H recommended distance  
from lamp to disc 25 cm ca  
Ø 80: flex Ø 1,3x50 cm  
Ø 120: flex Ø 1,5x80 cm

p. 257



Francesca / wall lamp	voltage	source	type	watt	lumen	K	CRI	en. class	driver/transformer	dimming
FR8230LWG / Francesca 80 / white/gold back side / white base	110V (bulbs not supplied)-230V	mains voltage LED	E27 LED bulb	8x8W 64W	7200	2700	>80	E	-	IGBT/Triac*
FR8230LG / Francesca 80 / gold / gold base										
FR8230LS / Francesca 80 / silver / silver base										
FR8230LC / Francesca 80 / copper / copper base										
FR12230LWG / Francesca 120 / white/gold back side / white base										
FR12230LG / Francesca 120 / gold / gold base										
FR12230LS / Francesca 120 / silver / silver base										
FR12230LC / Francesca 120 / copper / copper base										

p. 258

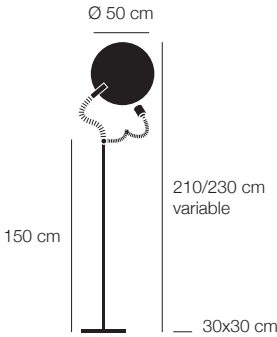


Luce d'Oro / table lamp	voltage	source	type	watt	lumen	K	CRI	en. class	driver/transformer	dimmer
LOLG / gold / brass flex / rough iron base / black switch and cable	110-240V	low voltage LED 12V	GU4 bulb	1x3,5W	200	2700	80	G	constant voltage plug driver	NO on/off switch included
LOLS / silver / nickel flex / rough iron base / black switch and cable										
LOLC / copper / brass flex / rough iron base / black switch and cable										





p. 261

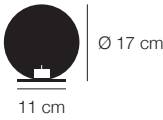


Luce d'Oro / standing lamp

LOFLG / gold / brass flex / rough iron base and structure / black cable and dimmer	110-240V	low voltage LED 12V	GU5.3 bulb	1x7,5W	630	3000	90	F	constant voltage plug driver	push included (memory last step)
LOFLS / silver / nickel flex / rough iron base and structure / black cable and dimmer										
LOFLC / copper / brass flex / rough iron base and structure / black cable and dimmer										



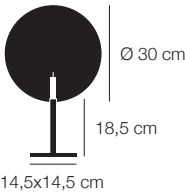
p. 262



Luna / table candle holder

LNG / gold / rough iron base	-	candle (included)	-	-	-	-	-	-	-	-
LNS / silver / rough iron base										
LNC / copper / rough iron base										

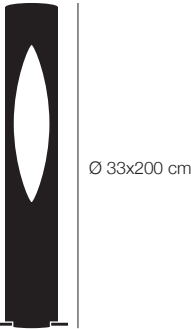
p. 263



Gemma / table candle holder

GMG / gold / rough iron structure	-	candle (included)	-	-	-	-	-	-	-	-
GMS / disc silver / rough iron structure										
GMC / copper / rough iron structure										

p. 264



Colonna / standing lamp

CNLG / gold interior (flying leaf) / rough iron coloumn / black dimmer	110V (bulb not supplied)-240V	mains voltage LED	E27 bulb	1x18W	1800	2700	>80	F	-	included (memory last step)
CNLS / silver interior (flying leaf) / rough iron coloumn / black dimmer										
CNLC / copper interior (flying leaf) / rough iron coloumn / black dimmer										

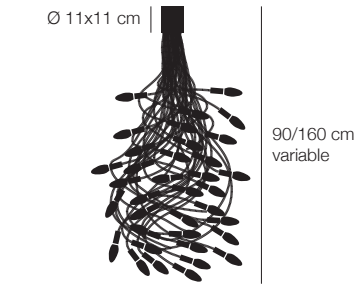


Turciù

[ *Finishes* ] // **Nickel coating** (metal plating process) is chosen by the designer for its elegant and warm finish. To prevent any natural oxidation process, it requires regular cleaning. In alternative to nickel coating, customized finishes (i.e. chrome plating) can be provided upon request. / **Untreated brass** (an alloy of copper and zinc) is a very elegant finish, yellow-gold in colour, with an excellent corrosion resistance. We use it untreated, therefore it may oxidise with time. Regular cleaning helps preserving its original appearance and slow down the ageing process, which might be anyway accelerated by the weather, frequent handling or conditions of high humidity. / **Rough iron** (untreated metal) is chosen by the designer specifically because of its uniqueness and its natural ageing property. The appearance of any uneven rust patches does not constitute a defect, since it is a typical sign of the ageing process, which might be considerably accelerated in conditions of high humidity or direct exposure to outdoor weathering.

[ *Note* ] // The **lumen** value refers to the rated lumen output of the light source; for the lamp's output please refer to our bim files (see website). / ( **\*** ) LED bulbs can be dimmed using compatible dimmers, which have been tested specifically for dimming very low loads. The manufacturers of LED bulbs are required to draw up a list of suggested dimmers for the dimming of their products, with an indication of the maximum number of bulbs dimmable with the various types of dimmer.

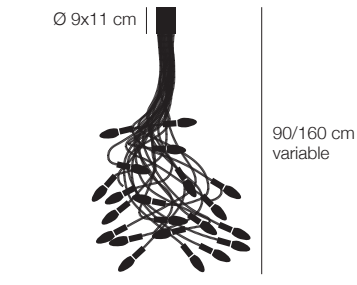
p. 269



flex Ø 0,85 cm:  
7x75 cm / 10x100 cm / 9x125 cm / 10x150 cm  
weight 20 kg

Turciù / 36 flex / ceiling/pendant lamp	voltage	source	type	watt	lumen	K	CRI	en. class	driver/transformer	dimming
TRS36LNC / nickel flex (nickel lampholder) / satin nickel base	110V (bulbs not supplied)-230V	mains voltage LED	E14 bulb	36x3,4W 122,4W	13680	2700	>80	E	-	IGBT/Triac*
TRS36LBR / brass flex (nickel lampholder) / satin nickel base										

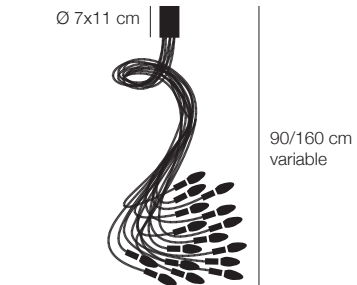
p. 269



flex Ø 0,85 cm: 5x100 cm / 16x150 cm  
weight 11 kg

Turciù / 21 flex / ceiling/pendant lamp	voltage	source	type	watt	lumen	K	CRI	en. class	driver/transformer	dimming
TRS21LNC / nickel flex (nickel lampholder) / satin nickel base	110V (bulbs not supplied)-230V	mains voltage LED	E14 bulb	21x3,4W 71,4W	7980	2700	>80	E	-	IGBT/Triac*
TRS21LBR / brass flex (nickel lampholder) / satin nickel base										

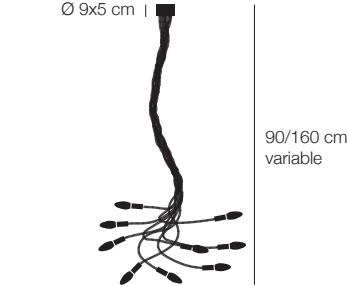
p. 269



flex Ø 0,85 cm: 16x150 cm  
weight 9 kg

Turciù / 16 flex / ceiling/pendant lamp	voltage	source	type	watt	lumen	K	CRI	en. class	driver/transformer	dimming
TRS16LNC / nickel flex (nickel lampholder) / satin nickel base	110V (bulbs not supplied)-230V	mains voltage LED	E14 bulb	16x3,4W 54,4W	6080	2700	>80	E	-	IGBT/Triac*
TRS16LBR / brass flex (nickel lampholder) / satin nickel base										





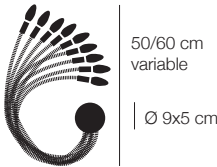
flex Ø 0,85 cm: 9x150 cm  
weight 5 kg

Turciù / 9 flex / ceiling/pendant lamp

- TRS9LNC / nickel flex (nickel lampholder) / satin nickel base
- TRS9LBR / brass flex (nickel lampholder) / satin nickel base

	voltage	source	type	watt	lumen	K	CRI	en. class	driver/transformer	dimming
	110V (bulbs not supplied)-230V	mains voltage LED	E14 bulb	9x3,4W 30,6W	3420	2700	>80	E	-	IGBT/Triac*

p. 270



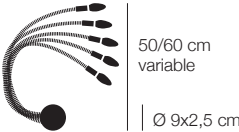
flex Ø 0,85 cm: 9x75 cm

Turciù / 9 flex / wall lamp

- TR9LNC / nickel flex (nickel lampholder) / satin nickel base
- TR9LBR / brass flex (nickel lampholder) / satin nickel base

	voltage	source	type	watt	lumen	K	CRI	en. class	driver/transformer	dimming
	110V (bulbs not supplied)-230V	mains voltage LED	E14 bulb	9x3,4W 30,6W	3420	2700	>80	E	-	IGBT/Triac*

p. 271



flex Ø 0,85 cm: 5x75 cm

Turciù / 5 flex / wall lamp

- TR5LNC / nickel flex (nickel lampholder) / nickel base
- TR5LBR / brass flex (nickel lampholder) / nickel base

	voltage	source	type	watt	lumen	K	CRI	en. class	driver/transformer	dimming
	110V (bulbs not supplied)-230V	mains voltage LED	E14 bulb	5x3,4W 17W	1900	2700	>80	E	-	IGBT/Triac*

p. 272



flex Ø 1,3 cm: 3/2x50 cm  
on request available with flex Ø 0,85 cm

Turciù / 3/2 flex / wall lamp

- TR3LNC / Turciù 3 / nickel flex (nickel lampholder) / nickel base
- TR3LBR / Turciù 3 / brass flex (nickel lampholder) / nickel base

	voltage	source	type	watt	lumen	K	CRI	en. class	driver/transformer	dimming
	110V (bulbs not supplied)-230V	mains voltage LED	E14 bulb	3x3,4W 10,2W	1140	2700	>80	E	-	IGBT/Triac*

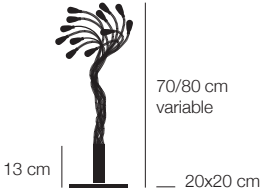
- TR2LNC / Turciù 2 /nickel flex (nickel lampholder) / nickel base
- TR2LBR / Turciù 2 / brass flex (nickel lampholder) / nickel base

	voltage	source	type	watt	lumen	K	CRI	en. class	driver/transformer	dimming
	110V (bulbs not supplied)-230V	mains voltage LED	E14 bulb	2x3,4W 6,8W	760	2700	>80	E	-	IGBT/Triac*





p. 275

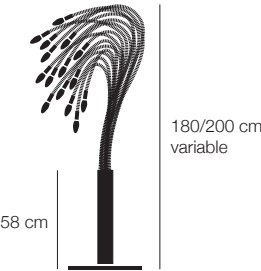


Bonsai / table lamp

	voltage	source	type	watt	lumen	K	CRI	en. class	driver/transformer	dimmer
BNLBR / LED / brass flex (nickel lampholder) / iron base / black cable and dimmer	230V (110V available on request / bulbs not supplied)	mains voltage LED	E14 bulb	12x2,7W 32,4W	1800	2700	>80	G	-	included

flex Ø 0,6 cm: 12x60 cm

p. 278

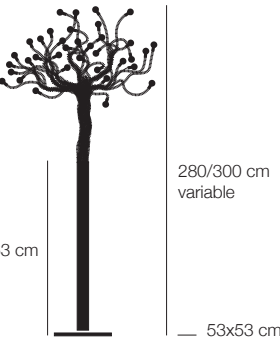


Sottovento / standing lamp

	voltage	source	type	watt	lumen	K	CRI	en. class	driver/transformer	dimmer
SVLNC / nickel flex (nickel lampholder) / iron structure / black cable and dimmer	230V (110V available on request / bulbs not supplied)	mains voltage LED	E14 bulb	15x3,4W 51W	5700	2700	>80	E	-	included
SVLBR / brass flex (nickel lampholder) / iron structure / black cable and dimmer										

base 40x40 cm / flex Ø 1,2: 15x150 cm


p. 279



Albero della Luce / standing lamp

	voltage	source	type	watt	lumen	K	CRI	en. class	driver/transformer	dimming
ALLBR / brass flex (nickel lampholder) / iron structure / black cable	230V (110V available on request / bulbs not supplied)	mains voltage LED	E14 bulb	36x4W 144W	14400	2700	80	F	-	wireless (remote control included)

flex Ø 0,85 cm: 36x150 cm



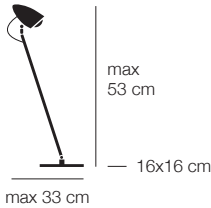


CicloItalia

[ *Finishes* ] // **Untreated brass** (an alloy of copper and zinc) is a very elegant finish, yellow-gold in colour, with an excellent corrosion resistance. We use it untreated, therefore it may oxidise with time. Regular cleaning helps preserving its original appearance and slow down the ageing process, which might be anyway accelerated by the weather, frequent handling or conditions of high humidity.

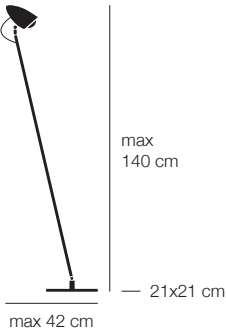
[ *Note* ] // The **lumen** value refers to the rated lumen output of the light source; for the lamp's output please refer to our bim files (see website). / ( **\*** ) LED bulbs can be dimmed using compatible dimmers, which have been tested specifically for dimming very low loads. The manufacturers of LED bulbs are required to draw up a list of suggested dimmers for the dimming of their products, with an indication of the maximum number of bulbs dimmable with the various types of dimmer. / ( **\*\*** ) The plug driver 110-240V is supplied with the electrical plug suitable for the market of reference only. Please specify in stage of order if the destination of the product differs from your standard.

p. 282



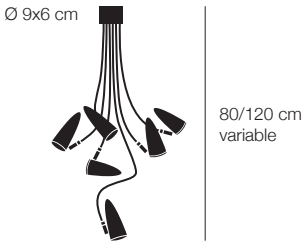
CicloItalia / table lamp	voltage	source	type	watt	lumen	K	CRI	en. class	driver/transformer	dimming
CIBR / brass base and structure / black dimmer / black wire	110-240V	constant current LED 500 mA	COB LED	1x5W	569	2700	>80	F	constant current plug driver**	push included (memory last step)

p. 285



CicloItalia / standing lamp	voltage	source	type	watt	lumen	K	CRI	en. class	driver/transformer	dimming
CIFBR / black base / brass structure / black wire	230V	constant current LED 350 mA	COB LED	1x5W	569	2700	>80	F	constant current plug driver (EU plug only)	touch included (memory 100%)
CIFBRM / black base / brass structure / black dimmer and wire	110-240V								constant current plug driver**	push included (memory last step)

p. 286



CicloItalia / ceiling/pendant lamp with flex	voltage	source	type	watt	lumen	K	CRI	en. class	driver/transformer	dimming
CIC6B / black base and spotlights / brass flex and details / glass lens	230V (110V available on request)	low voltage LED 12V	GU 5.3 bulb	6x7,5W 45W	3780	3000	90	F	constant voltage driver	Triac*
CIC6W / white base and spotlights / brass flex and details / glass lens										

flex: 5x Ø1,3x50 cm; 1x Ø1,2x100 cm



p. 291

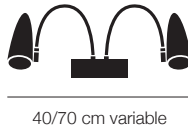


CicloItalia / wall lamp with flex

	voltage	source	type	watt	lumen	K	CRI	en. class	driver/transformer	dimming
CIW1B / black base and spotlight / brass flex and details / glass lens / with on/off	230V (110V available on request)	low voltage LED 12V	GU 5.3 bulb	1x7,5W	630	3000	90	F	constant voltage driver	NO on/off switch
CIW1W / white base and spotlight / brass flex and details / glass lens / with on/off										

base: 17x5x4 cm ca.

p. 293

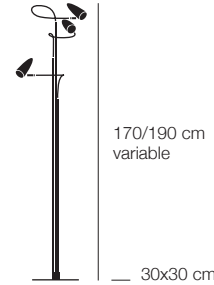


CicloItalia / wall lamp with flex

	voltage	source	type	watt	lumen	K	CRI	en. class	driver/transformer	dimming
CIW2B / black base and spotlights / brass flex and details / glass lens	230V (110V available on request)	low voltage LED 12V	GU 5.3 bulb	2x7,5W 15W	1260	3000	90	F	constant voltage driver	Triac*
CIW2W / white base and spotlights / brass flex and details / glass lens										

base: 17x5x4 cm ca.

p. 294



CicloItalia / standing lamp with flex

	voltage	source	type	watt	lumen	K	CRI	en. class	driver/transformer	dimming
CIF3BM / black rod/base/spotlights / brass flex and details / glass lens	110-240V	low voltage LED 12V	GU 5.3 bulb	3x7,5W 22,5W	1890	3000	90	F	constant voltage plug driver**	push included (memory last step)
CIF3WM / white rod/base/spotlights / brass flex and details / glass lens										





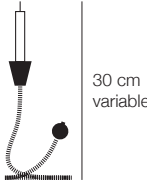
Oggetti Senza Tempo

[ *Finishes* ] // **Nickel coating** (metal plating process) is chosen by the designer for its elegant and warm finish. To prevent any natural oxidation process, it requires regular cleaning. In alternative to nickel coating, customized finishes (i.e. chrome plating) can be provided upon request. / **Untreated brass** (an alloy of copper and zinc) is a very elegant finish, yellow-gold in colour, with an excellent corrosion resistance. We use it untreated, therefore it may oxidise with time. Regular cleaning helps preserving its original appearance and slow down the ageing process, which might be anyway accelerated by the weather, frequent handling or conditions of high humidity. / **Copper** is a very malleable and ductile metal, chosen for its high thermal and electrical conductivity, as well as for its typical reddish-orange colour. We use it untreated, therefore it may oxidise with time, forming a green patina. Regular cleaning helps preserving its original appearance and slow down the ageing process, which might be anyway accelerated by the weather, frequent handling or conditions of high humidity.



[ *Note* ] // The **lumen** value refers to the rated lumen output of the light source; for the lamp's output please refer to our bim files (see website). / ( **\*** ) LED bulbs can be dimmed using compatible dimmers, which have been tested specifically for dimming very low loads. The manufacturers of LED bulbs are required to draw up a list of suggested dimmers for the dimming of their products, with an indication of the maximum number of bulbs dimmable with the various types of dimmer. / ( **\*\*** ) The plug driver 110-240V is supplied with the electrical plug suitable for the market of reference only. Please specify in stage of order if the destination of the product differs from your standard. / ( **\*\*\*** ) Our LEDs can be dimmed by using compatible dimmers tested specifically to dim very low loads. We suggest checking the minimum load of the dimmer before installation. / ( **\*\*\*\*** ) 230V version available with not interchangeable EU plug only - memory 100%.

p. 299

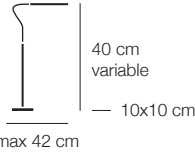


Miracolo / table candle holder

MRBR / brass flex and details

voltage	source	type	watt	lumen	K	CRI	en. class	driver/transformer	dimming
-	candle (included)	-	-	-	-	-	-	-	-

p. 301

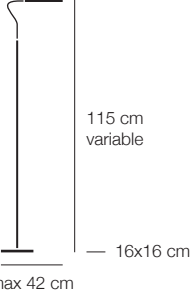


Lola / table lamp

LBR / brass structure / copper stick / black wire / black dimmer

voltage	source	type	watt	lumen	K	CRI	en. class	driver/transformer	dimming
110-240V	constant current LED 350 mA	LED board	3x1W 3W	447	2700	85	D	constant current plug driver**	push included (memory last step)

p. 303



Lola / standing lamp

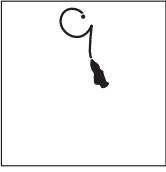
LFBR / brass structure / copper stick / black wire

LFBRM / brass structure / copper stick / black dimmer and wire

voltage	source	type	watt	lumen	K	CRI	en. class	driver/transformer	dimming
230V	constant current LED 350 mA	LED board	3x1W 3W	447	2700	85	D	constant current plug driver (EU plug only)	touch included (memory 100%)
110-240V								constant current plug driver**	push included (memory last step)



p. 304



50x50 cm

Luce che dipinge / wall lamp

LD5L / white canvas / black pipe / black wrap screen

voltage	source	type	watt	lumen	K	CRI	en. class	driver/transformer	dimming
230V (110V available on request)	low voltage LED 12Vdc	G4 bulb	1x0,8W	69	2700	80	G	constant voltage driver	NO



p. 307



55 cm variable

11x9 cm

Nike / table lamp

NKL / white ceramic chalk statue / nickel flex / glass lens / blue wire / black dimmer

voltage	source	type	watt	lumen	K	CRI	en. class	driver/transformer	dimming
110-240V****	constant current LED 350 mA	LED board	1x1W	149	2700	85	D	constant current plug driver*****	push included (memory last step)

p. 308



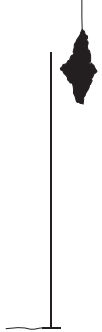
35 cm variable

Herem / USB table lamp

HRT / brass flex and shade

voltage	source	type	watt	lumen	K	CRI	en. class	driver/transformer	dimming
110-240V	constant voltage LED 5V	LED board	1x2,8W	300	2700	>90	D	USB plug driver 5V (EU or UK plug only)	included touch-less

p. 310



50x50 cm

150 cm

10x10 cm

Shadow / standing lamp with net

SW / black structure / brass net / black wire and dimmer

voltage	source	type	watt	lumen	K	CRI	en. class	driver/transformer	dimming
110-240V	constant current LED 350 mA	LED board	1x1W	149	2700	85	D	constant current plug driver**	push included (memory last step)



p. 313



EC 301 / wall or ceiling lamp

- EC301JB / black structure and base / brass joint and lens holder / glass lens
- EC301JW / white structure and base / brass joint and lens holder / glass lens

voltage	source	type	watt	lumen	K	CRI	en. class	driver/transformer	dimming
230V (110V available on request)	constant current LED 500 mA	COB LED	1x5W 5W	569	2700	>80	F	constant current driver	IGBT/Triac***



p. 314



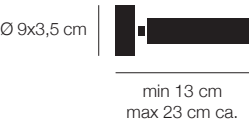
U. / wall lamp with flex

- UWFB / black base and shade / brass flex
- UWFW / white base and shade / brass flex

voltage	source	type	watt	lumen	K	CRI	en. class	driver/transformer	dimming
230V (110V available on request)	constant current LED 450 mA	COB LED	1x15W	2200	2700	>80	D	constant current driver	Triac***

base:16x3x6 cm

p. 315

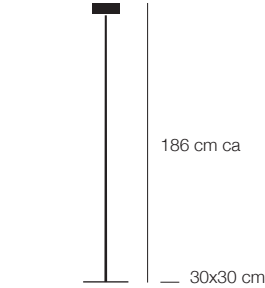


U. / wall lamp

- UWJB / black base and shade / brass joint
- UWJW / white base and shade / brass joint

voltage	source	type	watt	lumen	K	CRI	en. class	driver/transformer	dimming
230V (110V available on request)	constant current LED 270 mA	COB LED	1x9W	1324	2700	>80	E	constant current driver	IGBT/Triac***

p. 317



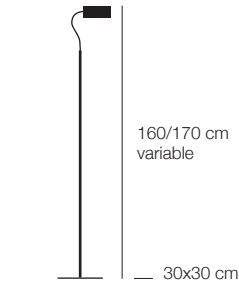
U. / standing lamp

- UFUB / black rod/base/shade (internally gold) / steel silhouette with magnet
- UFUW / white rod/base/shade (internally gold) / steel silhouette with magnet

voltage	source	type	watt	lumen	K	CRI	en. class	driver/transformer	dimming
110-240V	constant current LED 500 mA	COB LED	1x17W	2500	2700	>80	D	constant current plug driver**	push included (memory last step)



p. 319



U. / standing lamp with flex

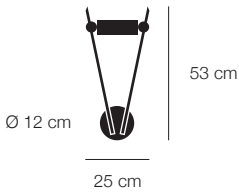
UFFB / black base and shade / brass flex

UFFW / white base and shade / brass flex



voltage	source	type	watt	lumen	K	CRI	en. class	driver/transformer	dimming
110-240V	constant current LED 450 mA	COB LED	1x15W	2200	2700	>80	D	constant current plug driver**	push included (memory last step)

p. 320



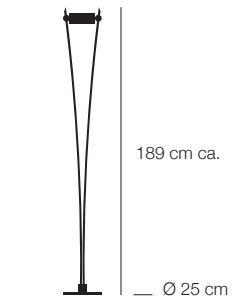
Vi. / wall lamp

VIWB / black structure and shade / brass details

VIWW / white structure and shade / brass details

voltage	source	type	watt	lumen	K	CRI	en. class	driver/transformer	dimming
230V (110V available on request)	constant current LED 450 mA	COB LED	1x15W	2200	2700	>80	D	constant current driver	Triac***

p. 321



Vi. / standing lamp

VIFB / black structure and shade / brass details

VIFW / white structure and shade / brass details

voltage	source	type	watt	lumen	K	CRI	en. class	driver/transformer	dimming
110-240V	constant current LED 450 mA	COB LED	1x15W	2200	2700	>80	D	constant current plug driver**	push included (memory last step)



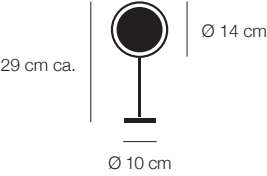


Other Smiths

[ *Finishes* ] // **Untreated brass** (an alloy of copper and zinc) is a very elegant finish, yellow-gold in colour, with an excellent corrosion resistance. We use it untreated, therefore it may oxidise with time. Regular cleaning helps preserving its original appearance and slow down the ageing process, which might be anyway accelerated by the weather, frequent handling or conditions of high humidity.

[ *Note* ] // The **lumen** value refers to the rated lumen output of the light source; for the lamp's output please refer to our bim files (see website). / ( **\*** ) The plug driver 110-240V is supplied with the electrical plug suitable for the market of reference only. Please specify in stage of order if the destination of the product differs from your standard.

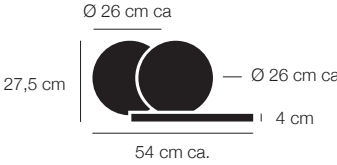
p. 325



Talismano / table lamp

	voltage	source	type	watt	lumen	K	CRI	en. class	driver/transformer	dimming
TLST / brass/iridescent glass / black dimmer and wire	110-240V	constant voltage 24V LED	LED flexible board	6W	2187	2700	>80	D	constant voltage plug driver*	push included (memory last step)

p. 329



Alchemie / table lamp

	voltage	source	type	watt	lumen	K	CRI	en. class	driver/transformer	dimming
AHT / brass disc / alabaster diffuser / Medea limestone base	110-240V	constant voltage 24V LED	LED strip	12W	1300	3000	90	G	constant voltage plug driver*	push included



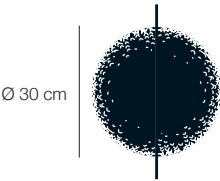
## Medousê (outdoor)

[ *Finishes* ] // **Untreated brass** (an alloy of copper and zinc) is a very elegant finish, yellow-gold in colour, with an excellent corrosion resistance. We use it untreated, therefore it may oxidise with time. Regular cleaning helps preserving its original appearance and slow down the ageing process, which might be anyway accelerated by the weather, frequent handling or conditions of high humidity.



[ *Note* ] // The **lumen** value refers to the rated lumen output of the light source; for the lamp's output please refer to our bim files (see website). / ( **\*** ) Mains voltage LED modules and COB LED are dimmable using IGBT (trailing edge) dimmers designed specifically for LED sources. Their dimming is extremely delicate: incompatible dimmers may cause irreparable damage to the LED. Some dimmers on the market have a NO button (Normally Open) or are specific connector socket-mounted or recessed. They are generally inserted into junction boxes; their limited thickness facilitates the installer's task and makes the dimmer fit for installation even in shallow boxes. Dimmers with an integrated radio dimmer for both manual (NO button) and wireless control are also available. It is important to note that during adjustment the dimming appears less precise, with some flickering. Furthermore some types of dimmer, even if they have been recommended by the manufacturers themselves, have visible flickering (almost essentially down to a minimum) depending on the mains and on the type of interference present. The problem can be solved by increasing the minimum value setting of the potentiometer on the dimmer. / ( **\*\*** ) IP specifics: LED module IP64; IP average rate of the lamp 44. / ( **\*\*\*** ) The LED modules provided for Medousê F and W have a starting temperature of 2.700K, as indicated in the manufacturer's datasheets. For their outdoor use, a protective resin is applied, which increases the temperature by 500K (CCT - correlated color temperature), reaching approximately 3.200K. Currently, it is not possible to provide a color temperature different from this.

p. 339



Medousê / wall lamp	voltage	source	type	watt	lumen	K	CRI	en. class	driver/transformer	dimming
MD3P / green glass / brass rod	230V	mains voltage LED**	LED module IP64	1x17W	1650	3200***	80	A+	-	IGBT/Triac*
MD3PTR / transparent glass / brass rod	(110V)	(mains voltage LED**)	(LED module IP64)	(1x14W)	(1540)	(3200***)	(80)	(A+)	-	(IGBT/Triac*)

p. 340



Medousê / floor lamp	voltage	source	type	watt	lumen	K	CRI	en. class	driver/transformer	dimming
MD3 / Ø 30 cm / green glass / aluminium details / plug cable not included	230V (110V)	mains voltage LED** (mains voltage LED**)	LED module IP64 (LED module IP64)	1x24W (1x29W)	2880 (2900)	3200*** (3200***)	90 (80)	E (E)	-	IGBT/Triac* (IGBT/Triac*)
MD3TR / Ø 30 cm / transparent glass / aluminium details / plug cable not included										
MD5 / Ø 50 cm / green glass / aluminium details / plug cable not included										
MD5TR / Ø 50 cm / transparent glass / aluminium details / plug cable not included										

weight: Ø 30 cm 15 kg / Ø 50 cm 31 kg





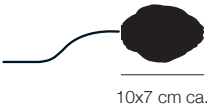
More  
(outdoor)

[ *Finishes* ] // **Zinc plated steel** is the material of the stems of the More collection. They are suitable for outdoor installation, but they are not immersion proof. / **Untreated brass** (an alloy of copper and zinc) is a very elegant finish, yellow-gold in colour, with an excellent corrosion resistance. We use it untreated, therefore it may oxidise with time. Regular cleaning helps preserving its original appearance and slow down the ageing process, which might be anyway accelerated by the weather, frequent handling or conditions of high humidity.

[ *Cables* ] // **( s )** suspension cable. / **( el )** electrical cable.

[ *Note* ] // The **lumen** value refers to the rated lumen output of the light source; for the lamp's output please refer to our bim files (see website). / **( \* )** IP specifics: lampholder IP65 (not protected against immersion); wires IP68.

p. 345



**More** / floor lamp / driver and accessories not incl. (see pages 118-123)

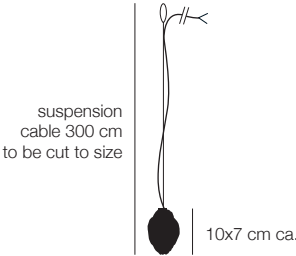
MR0 / transparent glass / grey-transparent cable 300 cm

MR0A / amber glass / grey-transparent cable 300 cm

MR0GR / green glass / grey-transparent cable 300 cm

voltage	source	type	watt	lumen	K	CRI	en. class	driver/transformer	dimming
-	low voltage LED 12Vdc	G4 bulb (IP65 lampholder)*	1x0,8W	69	2700	80	G	not included available on request	-

p. 346



**More** / pendant lamp / driver and accessories not incl. (see pages 118-123)

MRS / transparent glass / steel cable<sup>(s)</sup> / grey-transparent cable<sup>(el)</sup>

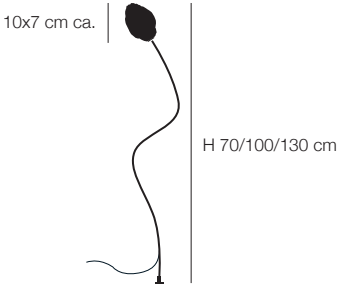
MRSA / amber glass / steel cable<sup>(s)</sup> / grey-transparent cable<sup>(el)</sup>

MRSGR / green glass / steel cable<sup>(s)</sup> / grey-transparent cable<sup>(el)</sup>

voltage	source	type	watt	lumen	K	CRI	en. class	driver/transformer	dimming
-	low voltage LED 12Vdc	G4 bulb (IP65 lampholder)*	1x0,8W	69	2700	80	G	not included available on request	-

weight 1 kg

p. 348



**More** / standing lamp / driver and accessories<sup>(1)</sup> not incl. (see pages 118-123)

MR70 / H 70 cm / steel stem / transparent glass / grey-transparent cable 210 cm

MR70A / H 70 cm / steel stem / amber glass / grey-transparent cable 210 cm

MR70GR / H 70 cm / steel stem / green glass / grey-transparent cable 210 cm

MR100 / H 100 cm / steel stem / transparent glass / grey-transparent cable 170 cm

MR100A / H 100 cm / steel stem / amber glass / grey-transparent cable 170 cm

MR100GR / H 100 cm / steel stem / green glass / grey-transparent cable 170 cm

MR130 / H 130 cm / steel stem / transparent glass / grey-transparent cable 150 cm

MR130A / H 130 cm / steel stem / amber glass / grey-transparent cable 150 cm

MR130GR / H 130 cm / steel stem / green glass / grey-transparent cable 150 cm

voltage	source	type	watt	lumen	K	CRI	en. class	driver/transformer	dimming
-	low voltage LED 12Vdc	G4 bulb (IP65 lampholder)*	1x0,8W	69	2700	80	G	not included available on request	-

<sup>(1)</sup> supporting plate (code MSMP) or peg (code MPT) necessary for mounting



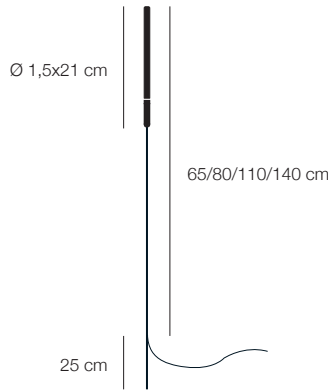
Sypha  
(outdoor)

[ *Finishes* ] // **Stems** - the stems of the Sypha collection are made of brass (Syphaduepassi) or black coloured iron (Syphasera and Syphasfera). / **Untreated brass** (an alloy of copper and zinc) is a very elegant finish, yellow-gold in colour, with an excellent corrosion resistance. We use it untreated, therefore it may oxidise with time. Regular cleaning helps preserving its original appearance and slow down the ageing process, which might be anyway accelerated by the weather, frequent handling or conditions of high humidity.



[ *Note* ] // The **lumen** value refers to the rated lumen output of the light source; for the lamp's output please refer to our bim files (see website). / **(\*)** IP specifics: lampholder IP65 (not protected against immersion); wires and connectors IP68.

p. 353



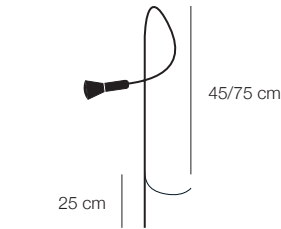
Syphasera / standing lamp / driver and accessories not incl. (see pages 118-123)	voltage	source	type	watt	lumen	K	CRI	en. class	driver/transformer	dimming
SYS65 / H 65 cm / black stem / brass details / opaline glass / grey-transparent cable 255 cm	-	low voltage LED 12Vdc	G4 bulb (IP65 lampholder)*	1x0,8W	67	2700	80	F	not included available on request	-
SYS80 / H 80 cm / black stem / brass details / opaline glass / grey-transparent cable 240 cm										
SYS110 / H 110 cm / black stem / brass details / opaline glass / grey-transparent cable 210 cm										
SYS140 / H 140 cm / black stem / brass details / opaline glass / grey-transparent cable 180 cm										

p. 356



Syphasfera / standing lamp / driver and accessories not incl. (see pages 118-123)	voltage	source	type	watt	lumen	K	CRI	en. class	driver/transformer	dimming
SYF60 / H 60 cm / black stem / brass details / transparent glass / grey-transparent cable 255 cm	-	low voltage LED 12Vdc	G4 bulb (IP65 lampholder)*	1x0,8W	69	2700	80	G	not included available on request	-
SYF60I / H 60 cm / black stem / brass details / irreg. transp. glass / grey-transparent cable 255 cm										
SYF75 / H 75 cm / black stem / brass details / transparent glass / grey-transparent cable 240 cm										
SYF75I / H 75 cm / black stem / brass details / irreg. transp. glass / grey-transparent cable 240 cm										
SYF105 / H 105 cm / black stem / brass details / transparent glass / grey-transparent cable 210 cm										
SYF105I / H 105 cm / black stem / brass details / irreg. transp. glass / grey-transparent cable 210 cm										
SYF135 / H 135 cm / black stem / brass details / transparent glass / grey-transparent cable 180 cm										
SYF135I / H 135 cm / black stem / brass details / irreg. transp. glass / grey-transparent cable 180 cm										

p. 359



Syphaduepassi / standing lamp / driver and accessories not incl. (see pages 118-123)	voltage	source	type	watt	lumen	K	CRI	en. class	driver/transformer	dimming
SYD45 / H 45 cm / brass stem and details / grey-transparent cable 225 cm	-	low voltage LED 12Vdc	G4 bulb (IP65 lampholder)*	1x0,8W	67	2700	80	F	not included available on request	-
SYD75 / H 75 cm / brass stem and details / grey-transparent cable 195 cm										



## Fil de Fer (outdoor)

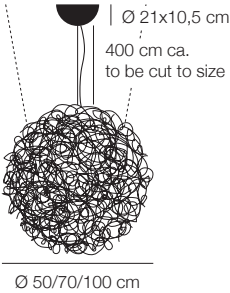
[ *Finishes* ] // **Rough iron** (untreated metal) is chosen by the designer specifically because of its uniqueness and its natural ageing property. The appearance of any uneven rust patches does not constitute a defect, since it is a typical sign of the ageing process, which might be considerably accelerated in conditions of high humidity or direct exposure to outdoor weathering.

[ *Cables* ] // ( **s** ) suspension cable. / ( **el** ) electrical cable.



[ *Note* ] // The **lumen** value refers to the rated lumen output of the light source; for the lamp's output please refer to our bim files (see website). / ( **\*** ) The drivers for the dimmable version of our outdoor products are larger than their not-dimmable standards. They are available on request with custom sized bases and boxes (see our website for further references). / ( **\*\*** ) IP specifics: lampholder IP65 (not protected against immersion); wires and connectors IP68; drivers IP67; IP average rate of the lamp 65.

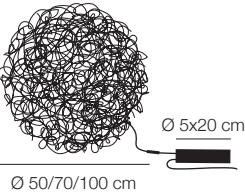
p. 363



Fil de Fer / outdoor pendant lamp	voltage	source	type	watt	lumen	K	CRI	en. class	driver/transformer	dimmer
F5SIPL / Ø 50 cm / aluminium / steel cables <sup>(s)</sup> / metal braided cable <sup>(el)</sup> / chrome base	110V or 230V	low voltage LED 12Vdc	G4 bulbs (IP65 lampholder)**	8x0,8W 6,4W	552	2700	80	G	constant voltage driver IP67	NO
F7SIPL / Ø 70 cm / aluminium / steel cables <sup>(s)</sup> / metal braided cable <sup>(el)</sup> / chrome base				16x0,8W 12,8W	1104					
F10SIPL / Ø 100 cm / aluminium / steel cables <sup>(s)</sup> / metal braided cable <sup>(el)</sup> / chrome base				20x0,8W 16W	1380					

weight: Ø 50 8,5 kg / Ø 70 13 kg / Ø 100 18 kg

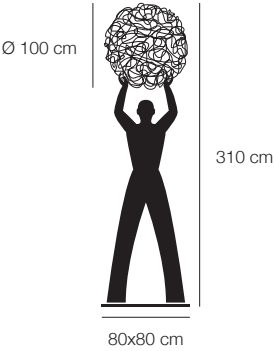
p. 364



Fil de Fer / outdoor floor lamp	voltage	source	type	watt	lumen	K	CRI	en. class	driver/transformer	dimmer
F5IPL / Ø 50 cm / aluminium / metal braided cable / black box and plug cable	230V (110V available on request)	low voltage LED 12Vdc	G4 bulbs (IP65 lampholder)**	8x0,8W 6,4W	552	2700	80	G	constant voltage driver IP67	NO
F7IPL / Ø 70 cm / aluminium / metal braided cable / black box and plug cable				16x0,8W 12,8W	1104					
F10IPL / Ø 100 cm / aluminium / metal braided cable / black box and plug cable				20x0,8W 16W	1380					

cable 12V 450 cm ca. / cable 230V 200 cm ca. (with EU or CH plug / UK plug with 300 cm extra)

p. 369



Uomo della Luce XXL / outdoor standing lamp	voltage	source	type	watt	lumen	K	CRI	en. class	driver/transformer	dimmer
UIPL / rough iron structure / aluminium sphere / black cable, box and plug cable	230V (110V av. on request)	low voltage LED 12Vdc	G4 bulbs (IP65 lampholder)**	20x0,8W 16W	1380	2700	80	G	constant voltage driver IP67	NO

cable 12V 400 cm ca. / cable 230V 200 cm ca. (with EU or CH plug / UK plug with 300 cm extra)

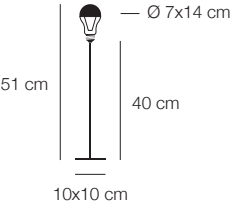


Limited edition

[ *Finishes* ] // **Untreated brass** (an alloy of copper and zinc) is a very elegant finish, yellow-gold in colour, with an excellent corrosion resistance. It may oxidise, therefore regular cleaning helps preserving its original appearance and slow down the ageing process, which might be anyway accelerated by the weather, frequent handling or conditions of high humidity.

[ *Note* ] // The **lumen** value refers to the rated lumen output of the light source; for the lamp's output please refer to our bim files (see website).

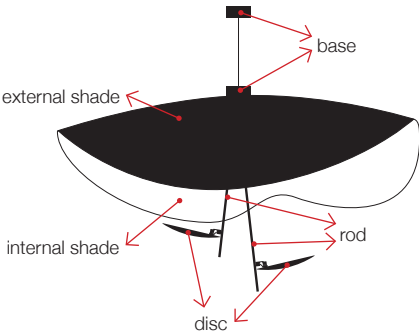
p. 375



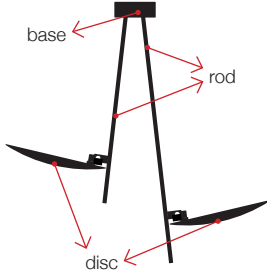
Trenta / battery table lamp	voltage	source	type	watt	lumen	K	CRI	en. class	driver/transformer	dimmer
TRENTA / glass bulb / brass-coated cover	Li-iON 3,7V 1180 mA/h	constant voltage	LED board	1x1W	100	2700	80	A+	input 110/240V output 5V@1,2 A (EU or UK plug only)	NO on/off switch included

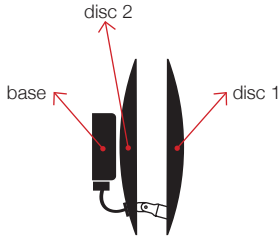


LEDERAM: COLOUR COMBINATIONS AND DETAILS

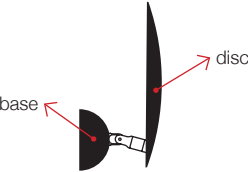
Lederam Manta S1 / S2 / CWS1 / C150 / C180	code	shade		rods	discs	base
		external	internal			
	3	black	gold	black	gold	black
	4	black	copper	black	copper	black
	5	white	white	gold	white	white
	6	white	gold	satin	white	white
	8	white	white	satin	white	white
	10*	white	white	white	white	white
	* Finish not available for model Lederam Manta S2					


TECHNICAL INFORMATION

Lederam C2 / W2	code	discs	rods	base
	2	black	satin	black
	3	gold	black	black
	4	copper	black	black
	5	white	gold	white
	6	white	satin	white

Lederam W	code	disc 1		disc 2		base
		external	internal	internal	external	
	1	black	copper	copper	black	black
	2	black	gold	gold	black	black
	3	gold	gold	gold	white	white
	4	copper	copper	copper	white	white
	5	white	gold	gold	white	white
	6	white	copper	copper	white	white



Lederam W1	code	disc		joint	base
		external	internal		
	1	black	black	nickel	black
	3	gold	black	nickel	black
	4	copper	black	nickel	black
	6	white	white	nickel	white

Lederam WF	code	disc		base
		external	internal	
	1	black	black	black
	3	gold	white	white
	4	copper	white	white
	6	white	white	white

Lederam F1 / F2 / F3	code	discs	rods	base	cable	dimmer
	2	black	satin	black	black	black
	3	gold	black	black	black	black
	4	copper	black	black	black	black
	5	white	gold	white	white	white
	6	white	satin	white	white	white



Lederam F0	code	discs	rods	base	cable	dimmer
	2	black	satin	black	black	black
	3	gold	black	black	black	black
	4	copper	black	black	black	black
	6	white	satin	white	black	black
	12	brass	black	black	black	black

Lederam T1	code	discs	rods	base	cable	dimmer
	2	black	satin	black	black	black
	3	gold	black	black	black	black
	4	copper	black	black	black	black
	5	white	gold	white	blue	black
	6	white	satin	white	blue	black



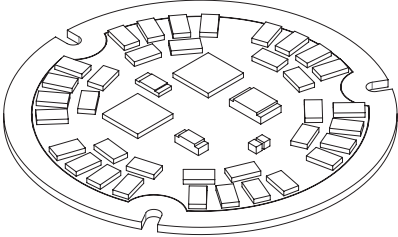
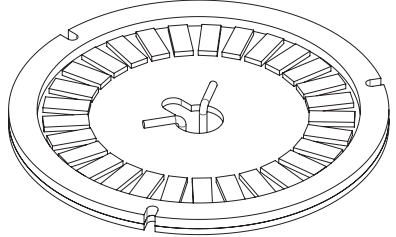
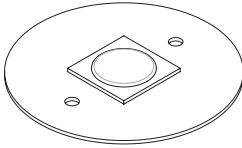


## MAINS VOLTAGE LED

The LED boards and COB LED we supply in the Lederam (exception made for Lederam F0 and T1) and Medousê collection can be connected directly to the mains voltage because they do not require any driver (other than the one already mounted on the module). Compared to traditional light sources, mains voltage LED boards are more sensitive to any interference in the electricity mains, including voltage fluctuation and harmonic distortion, because they have a faster response to changes in voltage. This means that consequently to this variations occasional flickering or functioning anomaly may occur, but since not depending on the product, they cannot be considered a flaw or defect. Further than by problems on the line voltage, fluctuations and harmonics may be produced by variable power loads, as those caused by many types of motors and electronic devices. In case of anomalies we suggest to check the electrical system to apply protective modules reducing overvoltage at the connection terminals of electronic components. By means of this modules / filters, any residual voltage is then reduced to an appropriate protective level in relation to the discharge current.

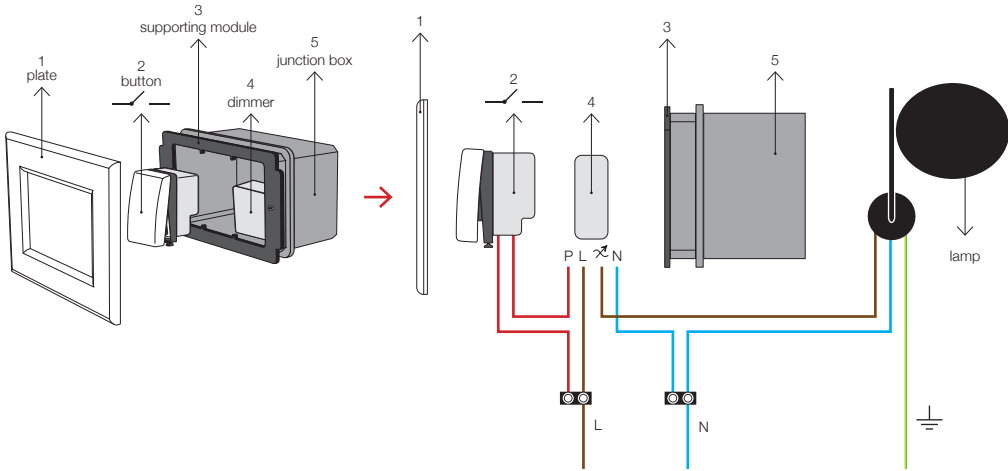
### Dimming

Mains voltage LED boards and COB LED are dimmable using IGBT (trailing edge) dimmers designed specifically for LED sources. Their dimming is extremely delicate: incompatible dimmers may cause irreparable damage to the LED. Some dimmers on the market have a NO button (Normally Open button) or they are specific connector socket-mounted or recessed. They are generally inserted into junction boxes; their limited thickness facilitates the installer's task and makes the dimmer fit for installation even in shallow boxes. Dimmers with an integrated radio dimmer for both manual (NO button) and wireless control are also available. It is important to note that during adjustment (for instance with a cord dimmer) the dimming appears less precise, with some flickering. Furthermore some types of dimmer, even if they have been recommended by the manufacturers themselves, have visible flickering (almost essentially down to a minimum) depending on the mains and on the type of interference present. The problem can be solved by increasing the minimum value setting of the potentiometer on the dimmer.

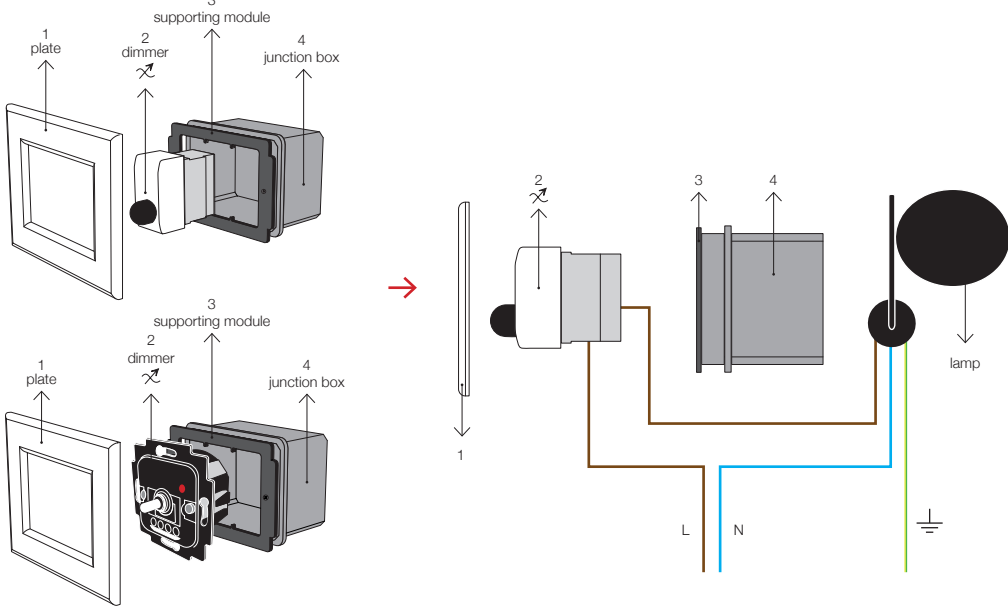
LED boards	LED boards (Medousê)	COB LED
		
15W 24W	17W 24W	9W 15W



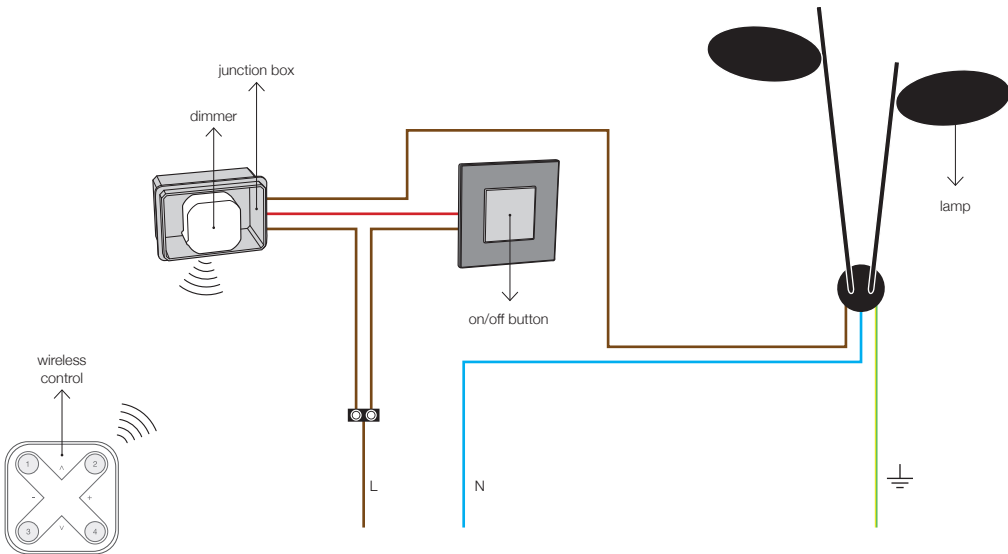
### NO (Normally Open) Button



### Socket-mounted or recessed


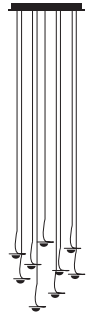





### Wireless





CHANDELIER

GOLD MOON	JACKIE O	POSTKRISI	SWEET LIGHT	PAR 18
<p>Gold Moon Chandelier is supplied with single pendants with black wires, irregular black/ gold shade Ø 20 cm ca. and copper curl directing the beam of light upwards to the shade. Each shade is handmade, therefore the dimensions can slightly change from pendant to pendant. On request it is available also with Spot Light pendants, suggested to add some direct light downwards to the composition.</p> 	<p>Jackie O Chandelier is supplied with single pendant with blue cable and nickel curl with lens, to define the beam of light of each pendant.</p> 	<p>PostKrisi Chandelier is supplied with natural fibreglass spheres with a diameter of 14 or 20 cm. On request it is also available with spheres in different colours or lined with gold/silver/copper coloured leaf.</p> 	<p>Sweet Light Chandelier is supplied with aluminium spheres with a diameter of 10 cm. On request it is also available with brass or silver coloured spheres.</p> 	<p>Par 18 Chandelier is supplied with single pendants with black wires, irregular glass spheres dia. 8 or 16 cm with black/ brass supports. On request it is available also with Spot Light pendants, suggested to add some direct light downwards to the composition.</p> 
Bases				

The Chandeliers are supplied with satin steel bases in different dimensions.



square

30x30x5 cm / 60x60x5 cm



rectangular

150x30x5 cm / 150x60x5 cm / 90x30x5 cm

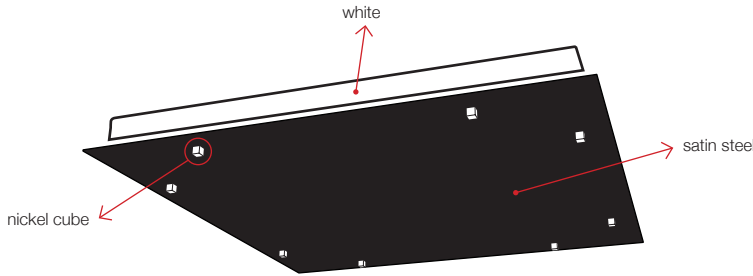


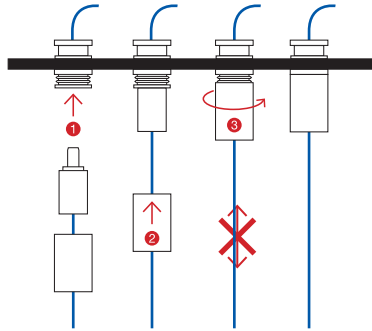
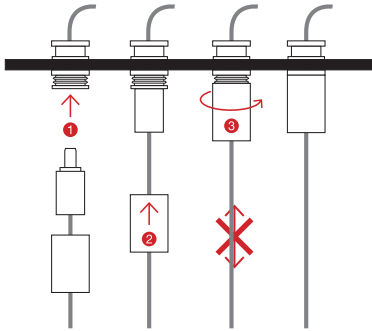
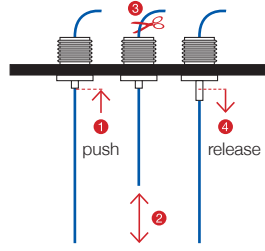
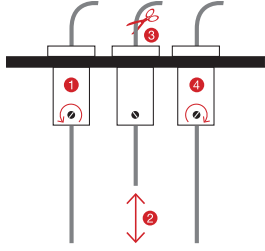
round

Ø 40 cm / Ø 78 cm

The bases of the Chandeliers are modular and very easy to install.

The satin finish steel plates are anchored to the white painted metal frame by means of suspension chains that facilitate both installation and maintenance. They are then secured in place with square head screws; the nickel cube that covers the screw remains exposed (see drawing). The steel plate is available on request white painted.

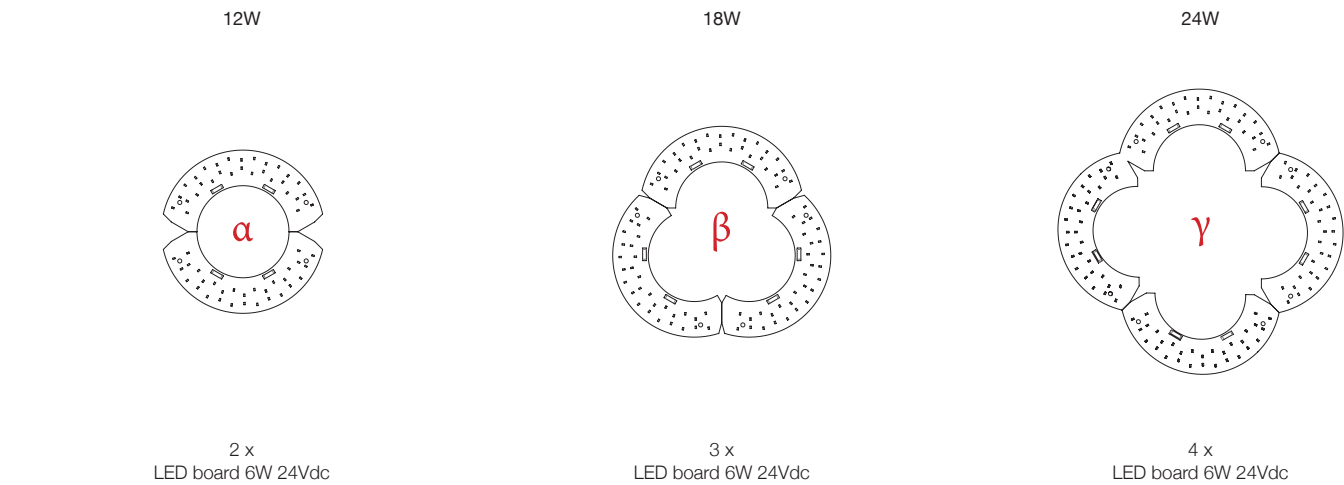


GOLD MOON	JACKIE O	POSTKRISI	SWEET LIGHT	PAR 18
Standard Jack Mounting (NOT ADJUSTABLE HEIGHT)				
Each pendant is mounted onto the base by means of a connection jack that fits in and locks in place in a simple motion. The base can therefore be shipped separately from the pendants, facilitating both the shipping and installation itself.				
<p>STANDARD</p> <p>The standard maximum height of the codified Jackie O/Gold Moon Chandeliers is 120/300 cm (obtained from H of base 5 cm + max pendant height of 115/295 cm).</p>  <p>ON REQUEST</p> <p>By choosing the maximum cable length (up to max 300 cm – dimensions rounded up to the nearest 5 cm) and downsizing while retaining the proportions of the standard codes, a custom made composition can be produced. Any further customisation entails a bespoke design requiring a quotation (customized production).</p> <p>NB Each capillary is manually bent. A tolerance of about 1 to 2 cm on the given cables lengths must be considered as acceptable</p>		<p>STANDARD</p> <p>The standard maximum heights of the codified PostKrisi/Sweet Light/Par 18 Chandeliers are 180/300/400 cm (obtained from H of base 5 cm + max pendant height of 175/295/395 cm).</p>  <p>ON REQUEST</p> <p>By choosing the maximum cable length (up to max 300 cm – dimensions rounded up to the nearest 5 cm) and downsizing while retaining the proportions of the standard codes, a custom made composition can be produced. Any further customisation entails a bespoke design requiring a quotation (customized production).</p>		
On Request (ADJUSTABLE HEIGHT)				
<p>TENSIONER</p> <p>The version with a tensioner is available in those cases where the length of the cable requires adjustment during installation. The tensioner is supplied disassembled. Once you have placed the cable at the desired height, it must be cut and reconnected to the inside of the base (this operation helps preventing voltage drops and tangled cables inside the base).</p> 		<p>CABLE FASTENER</p> <p>The version with cable fastener is available in those cases where the length of the cable requires adjustment during installation. The cable fastener is supplied disassembled. Once you have placed the cable at the desired height, it must be cut and reconnected to the inside of the base (this operation helps preventing voltage drops and tangled cables inside the base).</p> 		
Custom				

On request we can supply customized designs with different base dimensions, a different number of pendants or with a tensioner instead of a jack connection.



MACCHINA DELLA LUCE LED BOARDS

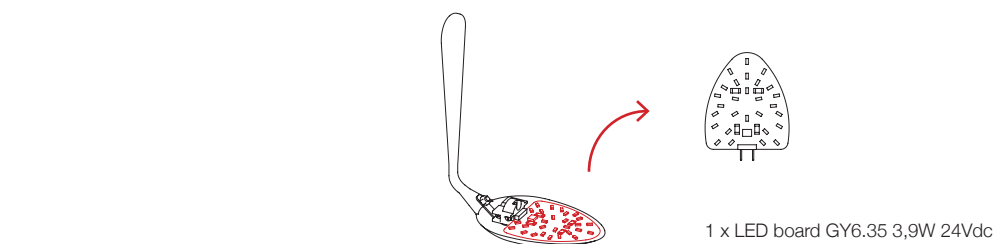


Mod. A				Mod. E			
Ø 80 cm				Ø 50 cm			
18W	β			12W	α		
12W	α			12W	α		
12W	α			12W	α		
42W		4410 lumen		24W		2520 lumen	
Mod. B				Mod. F**			
Ø 80 cm				Ø 120 cm			
Ø 50 cm				Ø 80 cm			
Ø 30 cm				Ø 50 cm			
12W	α			12W	α		
12W	α			12W	α		
12W		1260 lumen		54W		5670 lumen	
Mod. C				Mod. I			
Ø 120 cm				Ø 80 cm			
24W	γ			Ø 50 cm			
18W	β			Ø 30 cm			
42W		4410 lumen		30W		3150 lumen	
Mod. D*							
Ø 120 cm				Ø 120 cm			
18W	β			Ø 80 cm			
18W	β			Ø 50 cm			
12W	α			Ø 30 cm			
12W	α			Ø 18 cm			
60W		6300 lumen		* 110V version available with 4x α 12W / tot. 48W max			
				** 110V version available with 2x β 18W / 1x α 12W / tot. 48W max			

\* 110V version available with 4x α 12W / tot. 48W max  
\*\* 110V version available with 2x β 18W / 1x α 12W / tot. 48W max








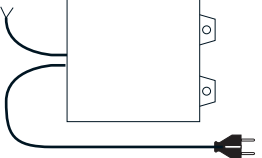
STCHU-MOON LED BOARDS



1x 3,9W / 420 lumen			Stchu-Moon 05	
			Stchu-Moon 01	Ø 40 cm
2x 3,9W / 840 lumen			Stchu-Moon 01	Ø 60 cm
			Stchu-Moon 09	
			Stchu-Moon 02	Ø 40/60 cm
4x 3,9W / 1680 lumen			Stchu-Moon 02	Ø 80/100 cm
6x 3,9W / 2520 lumen	3x		Stchu-Moon 02 Chandelier	

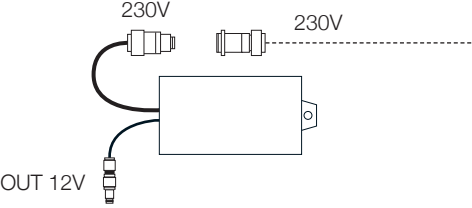
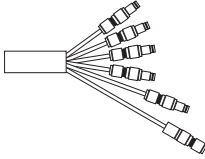




OUTDOOR: GEL BOX SYSTEM

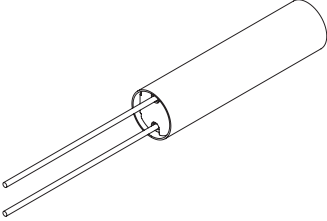
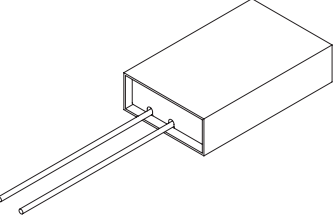
	<b>MB1</b>	<b>Mini gel box IP68</b>
		5,3x3,9x2,4 cm
		(max 2 connections - connectors included)
	<b>MB2</b>	<b>Mini gel box IP68</b>
		5,2x5,3x2,9 cm
		(max 6 connections - connectors included)
	<b>KP1</b>	<b>Extension cord kit</b>
		5 mt
		with mini gel box IP68 for single connection
		(max 1 lamp)
	<b>ED6</b>	<b>Driver 10W 12Vdc 220-240V IP67</b>
		7x3,7x2,3 cm / cables 45 cm ca.
		not dimmable
		(max 9 lamps)
	<b>ED7</b>	<b>Driver 30W 12Vdc 220-240V IP67</b>
		11x3,7x2,3 cm / cable 12V 45 cm ca. / plug cable 200 cm
		not dimmable
		(max 28 lamps)
	<b>ED7D</b>	<b>Driver 30W 12Vdc 220-240V IP67</b>
		8x8x3 cm / cables 12V 45 cm ca. / plug cable 200 cm
		Triac dimmable
		(min. 12 max 28 lamps)



OUTDOOR: QUICK CONNECTORS SYSTEM





	<b>ED6CR</b>	<b>Driver 10W 12Vdc 220-240V IP67</b>
		230V and 12V connectors included
		3,7x2,3x7 cm - cables 45 cm ca.
		not dimmable
		(max 9 lamps)
	<b>CRM</b>	<b>Quick IP68 multiple connector / 1 IN &amp; 5 OUT 12V</b>
		(max 5 connections)
	<b>CRS</b>	<b>Quick IP68 IN single connector</b>
		(max 1 connections)
	<b>KP2</b>	<b>Extension cord kit with quick IP68 connectors CRS</b>
		5 mt
		(max 1 lamp)

OUTDOOR: FIL DE FER

	<b>FKIPL</b>	<b>Kit box driver</b>
		Ø 5x20 cm / cable 12V 45 cm / plug cable 200 cm
		not dimmable (driver ED7)
		standard
	<b>FKIPLD</b>	<b>Kit box driver</b>
		16x10x4 cm / cable 12V 45 cm / plug cable 200 cm
		Triac dimmable (driver ED7D)
		available on request



OUTDOOR ACCESSORIES

	MSMP	Supporting modular plate
		for More (MR70/MR100/MR130)
		32x32x32 cm
		(max 3 lamps)
	MPT	Peg
		for More (MR70/MR100/MR130)
		25 cm
	MSM	Supporting plate
		for Medousê F
		31x31 cm ca.
	MDCV	Plug cable 230V standard EU (CH or UK available on request)
		for Medousê F
		350 cm

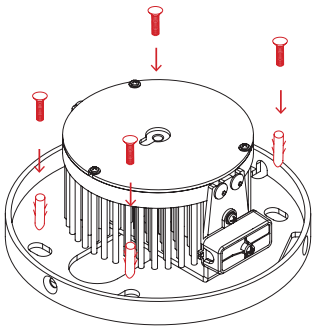


MEDOUSÊ INSTALLATION SUGGESTIONS

WARNING

For stability reasons the lamp must be fastened to a solid surface such as a well or basement; in alternative it can be mounted on the modular supporting plate (code MSM) available on request. Before installing the lamp, please check the levelling of the soil and make sure that it can support the weight of the fitting.

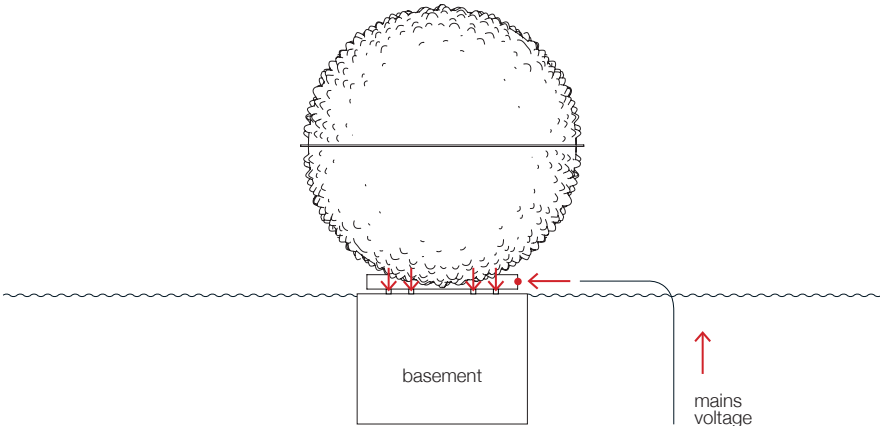
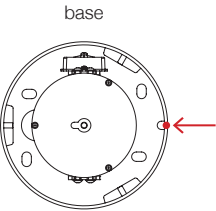
(Medousê weight Ø 30 cm 15 kg / Ø 50 cm 31 kg)



lamp base with holes for the fastening  
(plugs not included)

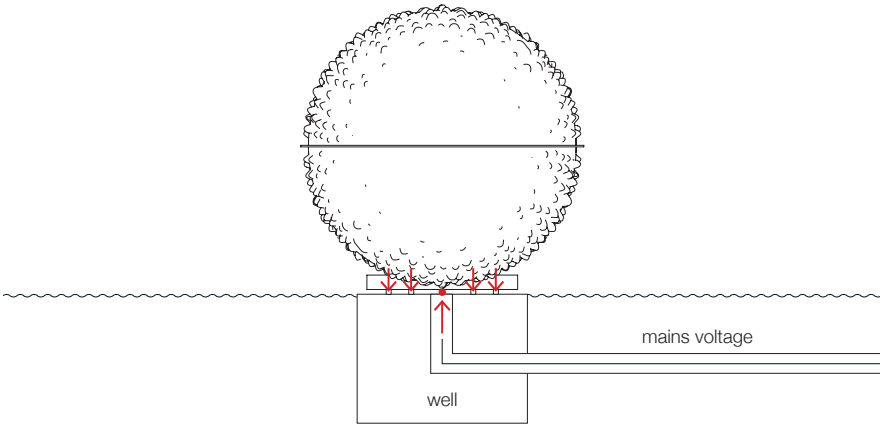
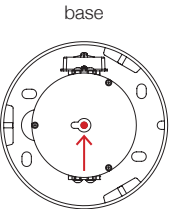
Example 1

with basement and supply cable from the side



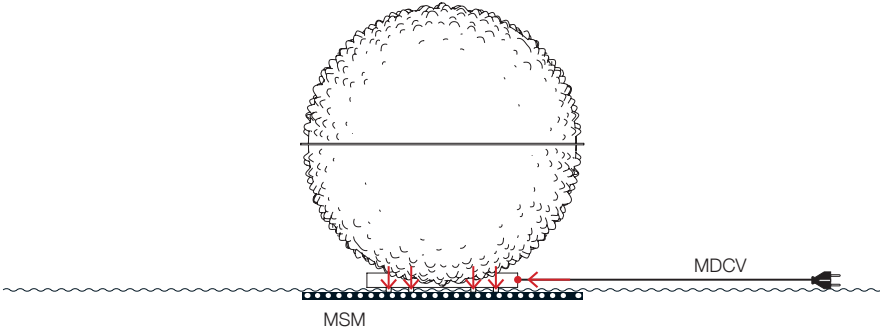
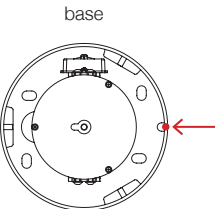
Example 2

with well and supply cable from underneath



Example 3

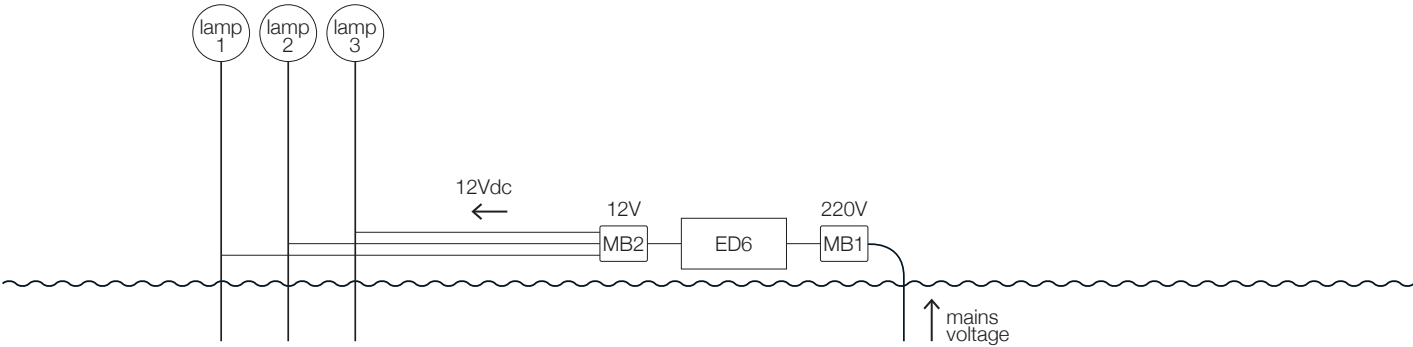
with supporting plate 1x code MSM  
with plug cable 230V 1x code MDCV



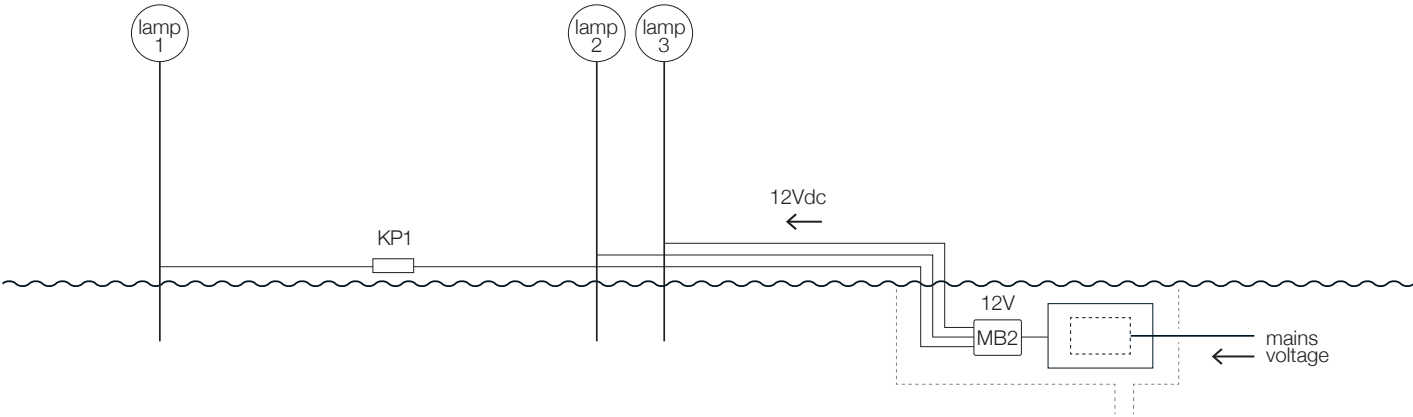


Installation suggestions for Outdoor / GEL BOX system

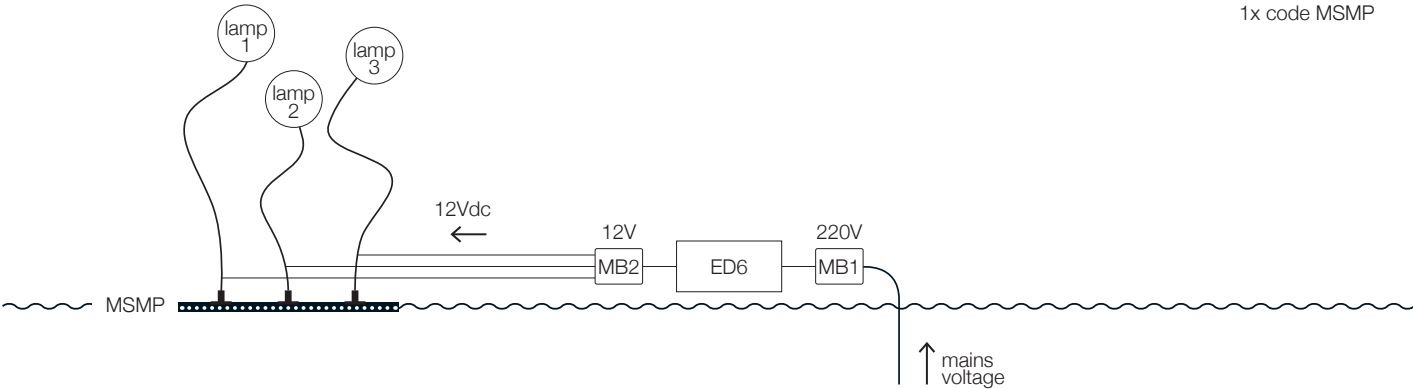
1	Connection type	For models	Power supply	Access. applied
	GEL BOX system (without well)	Syphasera/Syphasfera/Syphaduepassi/More	code ED6	1x code ED6 1x code MB1 1x code MB2



2	Connection type	For models	Power supply	Access. applied
	GEL BOX system (with well)	Syphasera/Syphasfera/Syphaduepassi/More	provided by client	1x code MB2 1x code KP1

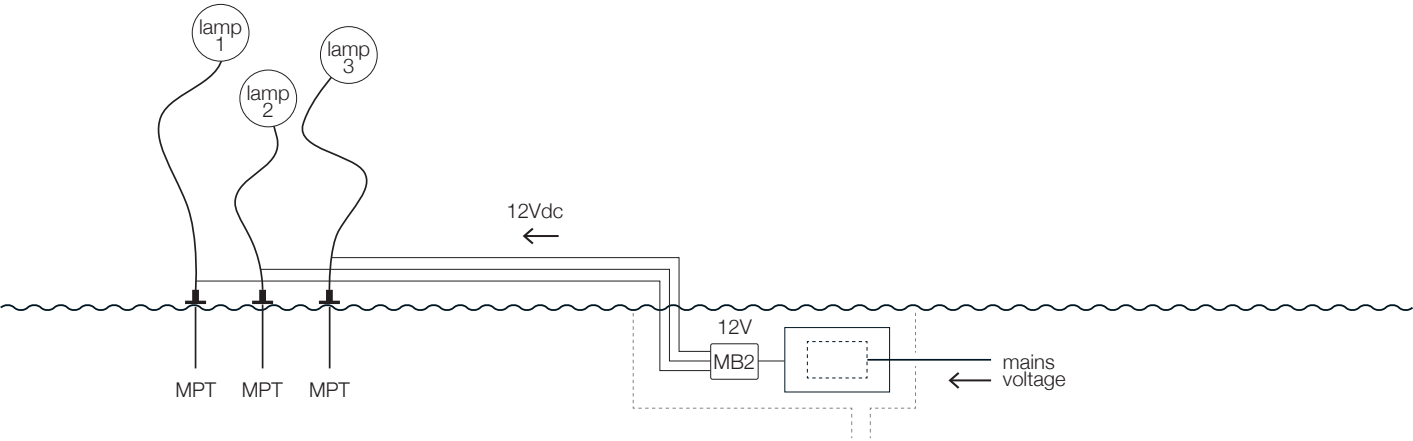


3	Connection type	For models	Power supply	Access. applied
	GEL BOX system (without well)	More (MR70/MR100/MR130)	code ED6	1x code ED6 1x code MB1 1x code MB2 1x code MSMP

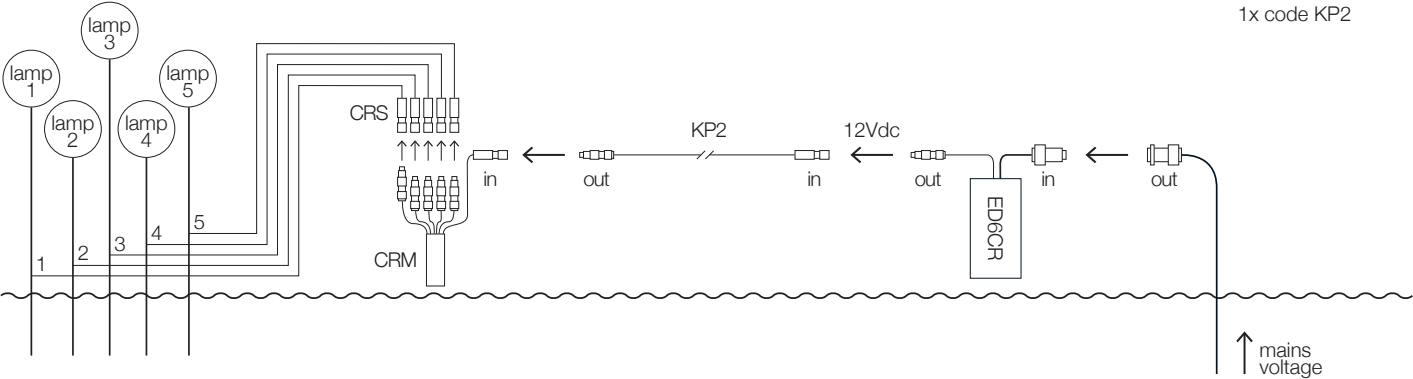


Installation suggestions for Outdoor / GEL BOX system and QUICK CONNECTORS system

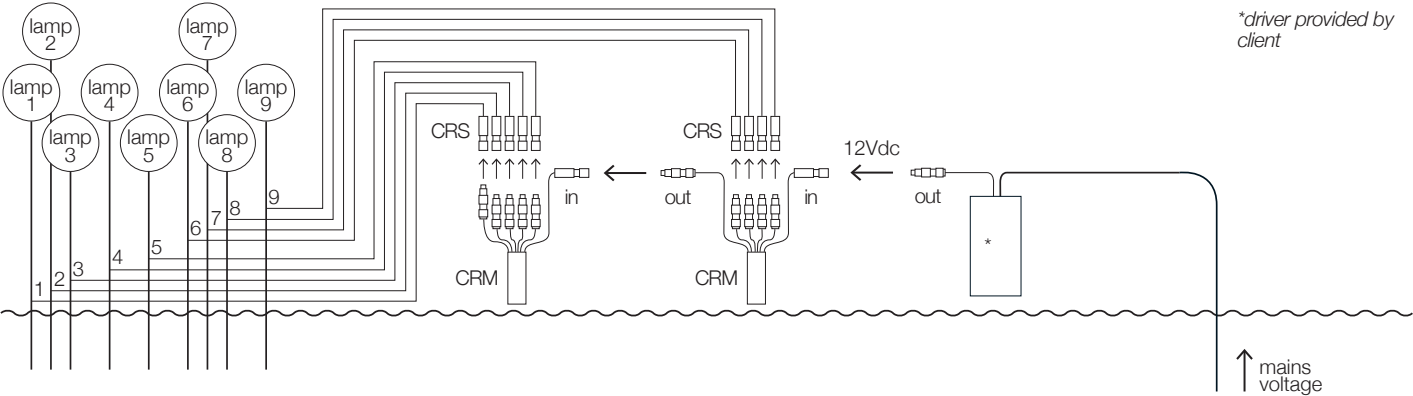
4	Connection type	For models	Power supply	Access. applied
	GEL BOX system (with well)	More (MR70/MR100/MR130)	provided by client	1x code MB2 3x code MPT



5	Connection type	For models	Power supply	Access. applied
	QUICK CONNECTORS system	Syphasera/Syphasfera/Syphaduepassi/More	code ED6CR	1x code ED6CR 1x code CRM 5x code CRS 1x code KP2

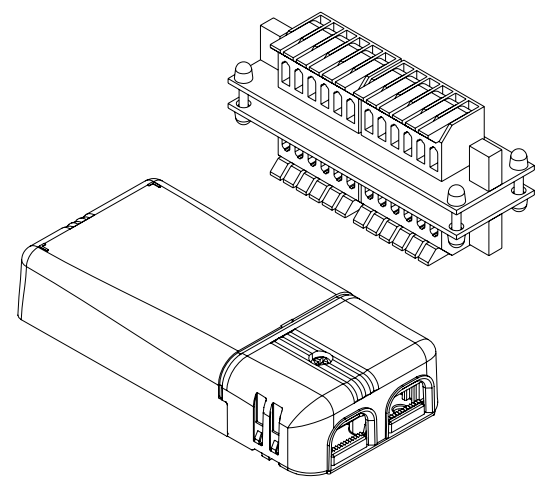


6	Connection type	For models	Power supply	Access. applied
	QUICK CONNECTORS system	Syphasera/Syphasfera/Syphaduepassi/More		2x code CRM 9x code CRS





PSU (POWER SUPPLY UNIT) KITS FOR JACKIE O/GOLD MOON/PAR 18/SPOTLIGHT IC-JC

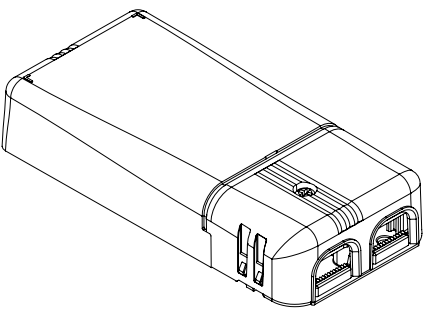


By means of the PSU kit, multiple LED lamps can be controlled simultaneously through a connection board connected to a driver.  
The basic board can connect up to 12 lamps; we can combine 2 boards to connect up to 24 lamps.  
It is advisable to install the kit in a technical compartment at a maximum distance of about 5 meters from the point of installation of the jacks or tensioners, in order to avoid voltage drops.  
The technical compartment must be located in an easily accessible place and large enough to accommodate both the wired multiple connection board and the power supply.

PSU KITS	
K9WS12	20W driver kit 230V (with ED9)
	lamps quantity: min 3 / max 12 x1,1W or min 2 / max 10 x1,7W
	Triac dimmable
	driver dimensions 11x5,2x2,2 cm
K10WS12	20W driver kit 110-240V (with ED10)
	lamps quantity @230V: min 2 / max 12 x1,1W or min 2 / max 10 x1,7W lamps quantity @110V: min 2 / max 12 x1,1W or min 2 / max 10 x1,7W
	1...10V or PUSH dimmable
	driver dimensions 11x5,2x2,2 cm
K11WS12	20W driver kit 110-240V (with ED11)
	lamps quantity @230V: min 2 / max 12 x1,1W or min 2 / max 8 x1,7W lamps quantity @110V: min 2 / max 12 x1,1W or min 2 / max 8 x1,7W
	DALI dimmable
	driver dimensions 11x5,2x2,2 cm
K12WS24	30W driver kit 230V (with ED12)
	lamps quantity: min 13 / max 24 x1,1W or min 13 / max 16 x1,7W
	Triac dimmable
	driver dimensions 18x6x3,5 cm
K13WS24	36W driver kit 110-240V (with ED13)
	lamps quantity @230V: min 13 / max 24 x1,1W or min 13 / max 18 x1,7W lamps quantity @110V: min 13 / max 24 x1,1W or min 13 / max 16 x1,7W
	DALI or PUSH dimmable
	driver dimensions 16,5x4,1x3,5 cm



DRIVERS @24Vdc FOR PEPITA 65 / PEPITA 102 / JACKIE O / GOLD MOON / PAR 18 / SPOTLIGHT



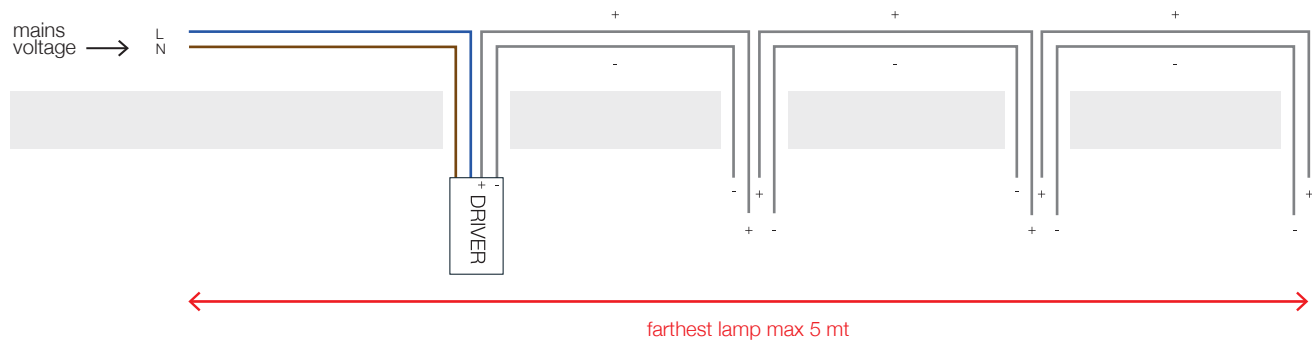
By means of the driver, multiple LED lamps can be controlled simultaneously.  
In the event of a failure of even a single lamp, the other lamps continue working properly.  
It is advisable to install the driver in a technical compartment accessible for inspection at a maximum distance of about 5 meters from the point of installation of the lamps, in order to avoid voltage drops.  
The technical compartment must be located in an easily accessible place and large enough to accommodate the power supply.

DRIVERS @24Vdc	
ED9	rated voltage 230V
	rated output 20W lamps quantity: min 3 / max 13 x1,1W or min 2 / max 10 x1,7W
	Triac dimmable
	dimensions 11x5,2x2,2 cm
ED11	rated voltage 110-240V
	rated output 15W @110V // lamps quantity: min 2 / max 12 x1,1W or min 2 / max 8 x1,7W rated output 16W @240V // lamps quantity: min 2 / max 12 x1,1W or min 2 / max 8 x1,7W
	DALI dimmable
	dimensions 11x5,2x2,2 cm
ED14	rated voltage 110-240V
	rated output 4W lamps quantity: min 1 / max 3 x1,1W or min 1 / max 2 x1,7W
	not dimmable
	dimensions 4x2,7x2,1 cm



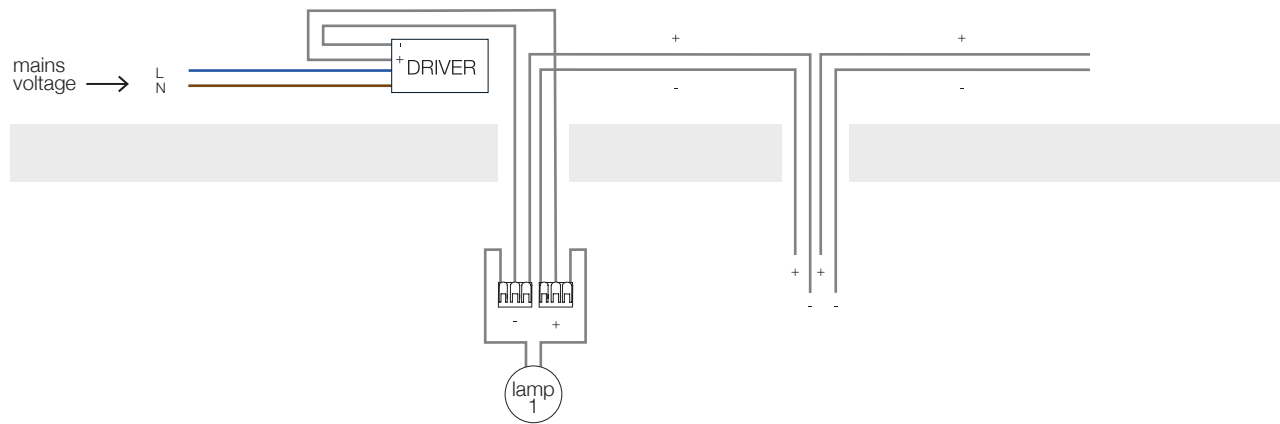
INSTRUCTIONS FOR THE CONNECTION OF MULTIPLE LAMPS RECESSED FOR PLASTERBOARD  
WALL/CEILING PEPITA 65 / PEPITA 102

1.

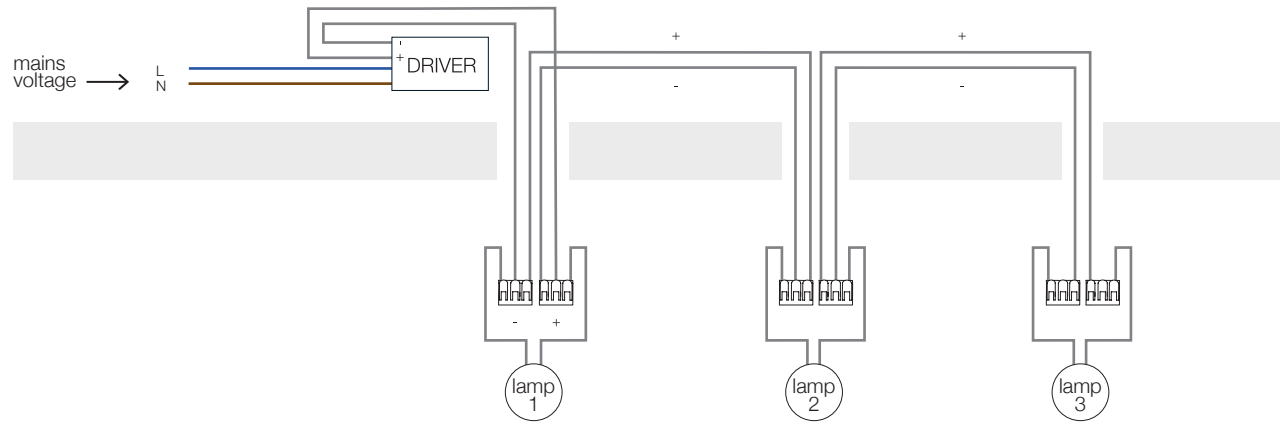


it is recommended to respect the polarity

2.



3.



the cable between the lamps is not supplied,  
it is recommended to use one with a minimum section of conductors of 1 mmq



DIMMING WIRING DIAGRAMS

Diagram 1 - IGBT - TRIAC

1 wire for power supply  
1 wire for dimming

WARNING: Our LEDs can be dimmed by using compatible dimmers tested specifically to dim very low loads. We suggest checking the minimum load of the dimmer before installation.

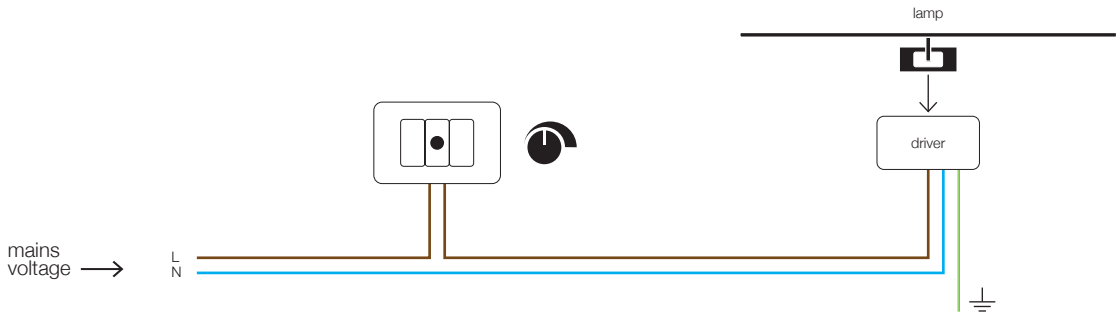


Diagram 2 - PUSH

2 wires for power supply  
2 wires for dimming

WARNING: you need two extra wires, marked in red, in order to dim.

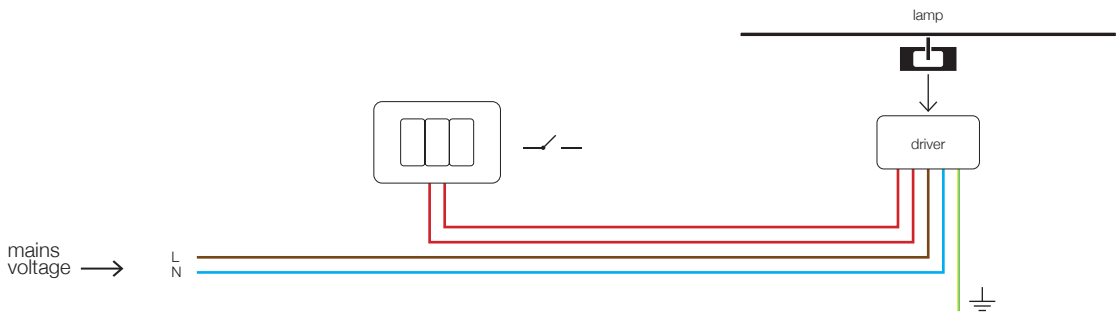
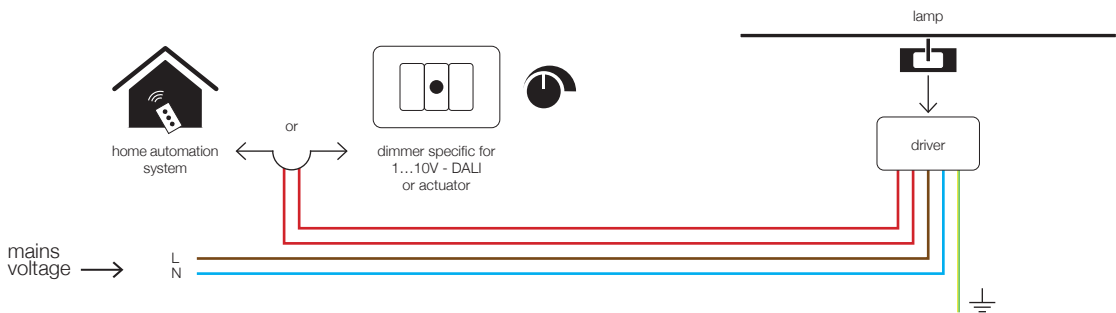


Diagram 3 - 1...10V - DALI

2 wires for power supply  
2 wires for dimming

WARNING: you need two extra wires, marked in red, in order to dim.





## **Catellani & Smith**

### Offices

via Cimitero 1/A  
I-24020 Villa di Serio, BG  
T. +39 035 656088  
[info@catellanismith.com](mailto:info@catellanismith.com)

### Showrooms

Bergamo  
Via Borfuro, 1 Bergamo  
T. +39 035 210193  
[show-room@catellanismith.com](mailto:show-room@catellanismith.com)

London  
Ltd. 7-15 Rosebery Ave Clerkenwell  
London EC1R 4SP, U.K.

[www.catellanismith.com](http://www.catellanismith.com)



Catellani & Smith®